




Dovetail Furniture

BB302-NATL, MARTINE BISTRO TABLE

PRODUCT PARTS INCLUDED


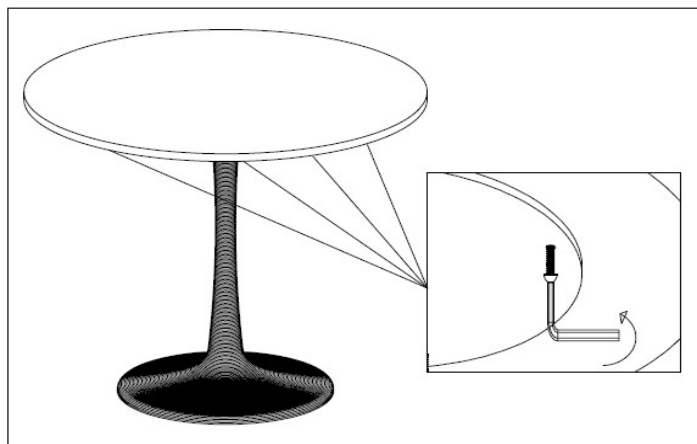
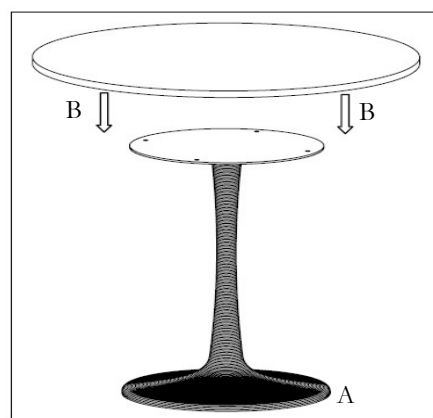
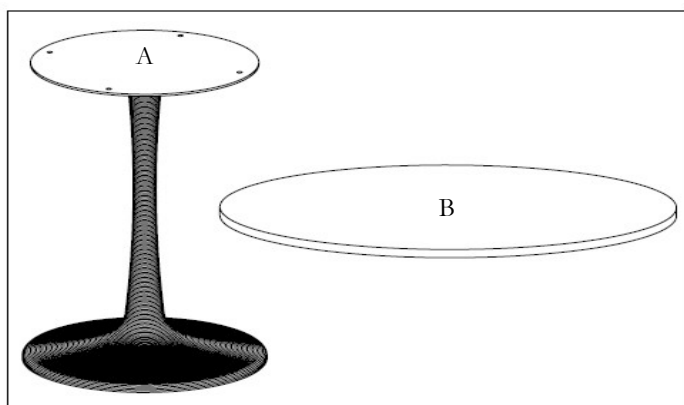
A (1) BASE
B (1) MARBLE TOP

HARDWARE PARTS INCLUDED

NO.	ITEM	DESCRIPTION	QTY.
1		ALLEN BOLT	4 Pcs
2		ALLEN KEY	1 Pc.
		Assembly Requires Two People and should not be assembled alone.	

ASSEMBLY INSTRUCTIONS

1. Carefully unpack the contents of the cartons.
2. Put the marble top (B) on the table base (A).
3. Match the holes of iron support plate of base (A) with the underneath holes of marble top (B).
4. Insert allen bolt and fully tighten allen bolt with the help of Allen key.
5. Assembly is completed.



CARE INSTRUCTIONS

1. Clean periodically by wiping the bistro table with a soft clean cloth.
2. Do not use abrasive cleaners, chemical cleaners, or metal polishes. The product has a protective lacquer finish that could be damaged by chemicals or abrasive cleaning agents.

IMPORTANT SAFETY INSTRUCTIONS

1. Do not allow children to play on or around the bistro table.