




**Carolina Chair
& Table Co.**







~ Designs for Today's Lifestyles ~







ASSEMBLY INSTRUCTIONS

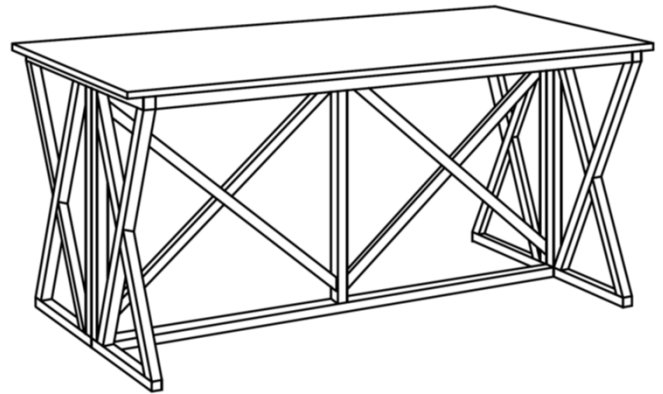
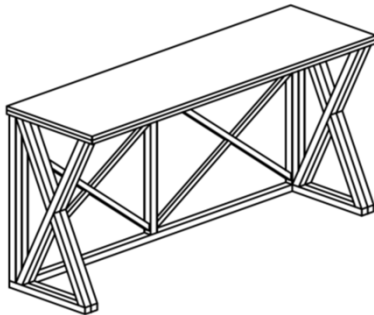
ITEM # BT-7118-FD-AWWD

BT-7118-FD-GOWD

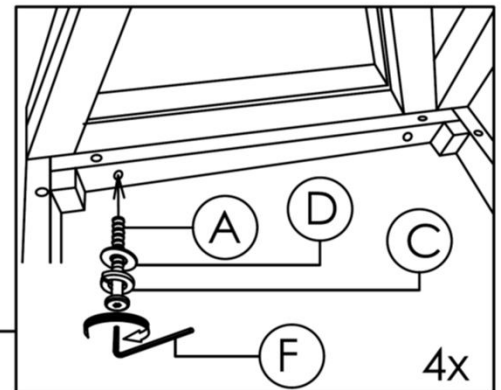
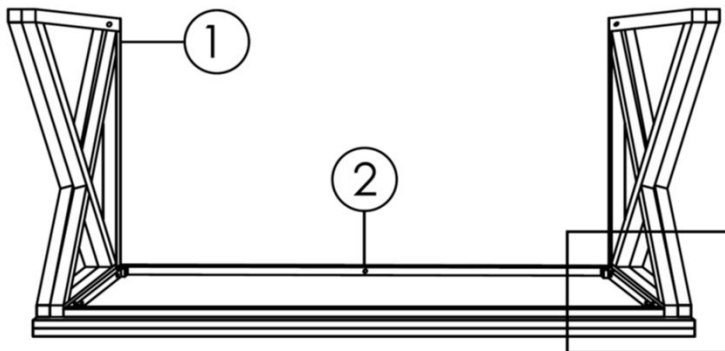
 Thank you for purchasing a Carolina Chair & Table Company product. This product has been designed for easy assembly and is constructed for durability. Please take the time to read and follow the assembly instructions carefully. If a part or hardware is missing or you have any difficulties in assembling this product, please contact us Toll Free at 1-800-228-3876 or email us at support@carolinachairandtable.com

PART LIST		
ITEM	DESCRIPTION	QTY
1	LEG 	2 PCS
2	TABLE TOP 	1 PC
3	CENTER SUPPORT 	1 PC
4	X ROD WITH NUT 	2 PCS
5	X ROD WITH HOLE 	2 PCS
6	BOTTOM CROSS BAR 	1 PC

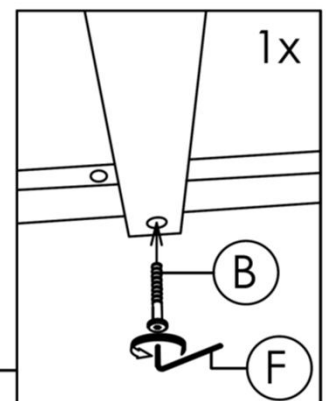
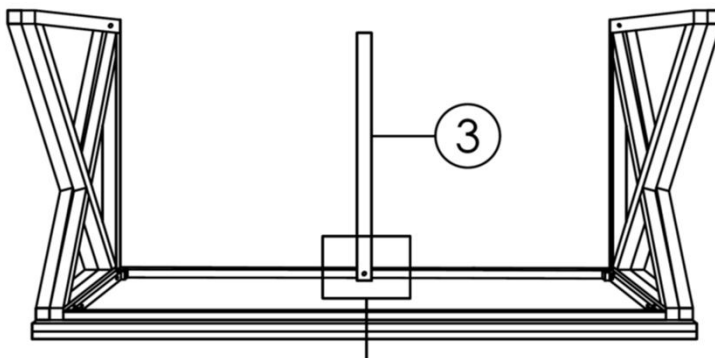
HARDWARE LIST		
ITEM	DESCRIPTION	QTY
A	JCBC SCREW M6 x 40MM 	7 PCS
B	JCBC SCREW M6 x 25MM 	11 PCS
C	SPRING WASHER 1/4" 	4 PCS
D	FLAT WASHER 1/4" 	4 PCS
E	ADJUSTABLE LEVELER 	7 PCS
F	ALLEN KEY M4 	1 PC



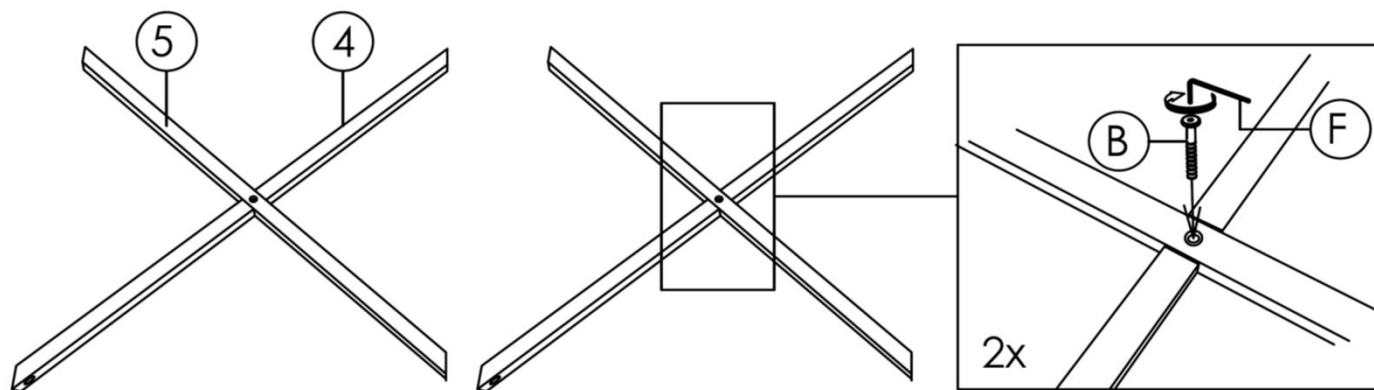
STEP 1



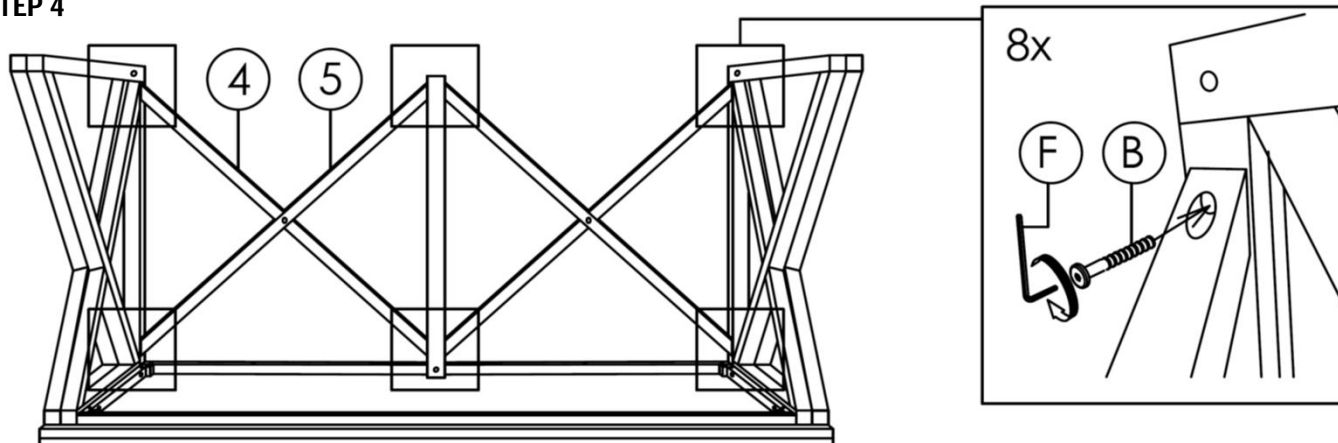
STEP 2



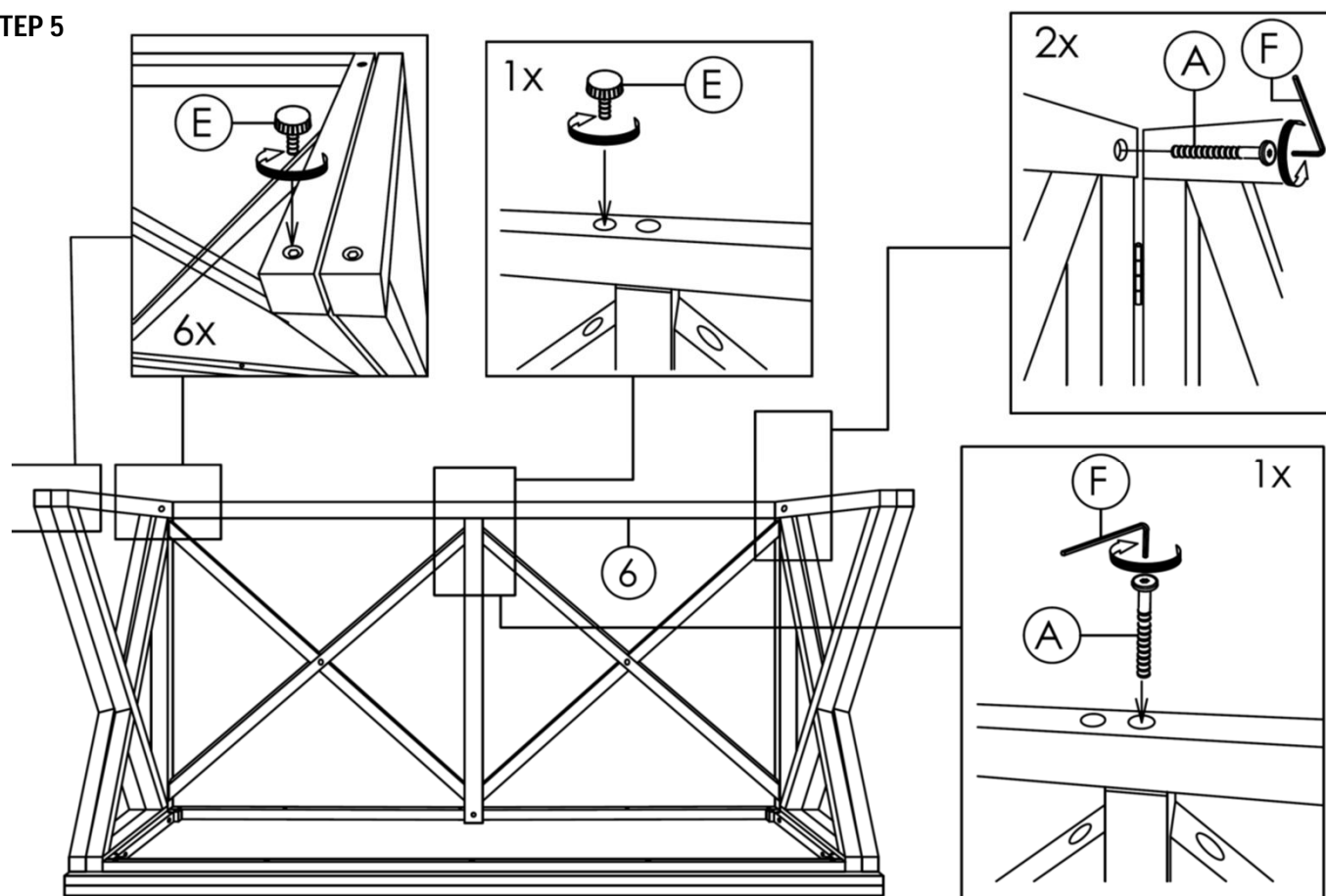
STEP 3



STEP 4



STEP 5



CARE AND MAINTENANCE

The touch of a soft cloth is all the maintenance your wood pieces will ever need. Never use harsh chemicals or abrasive cleaners, as they could mark or destroy finish.

Bolts, screws and nuts may loosen during everyday use. They should be periodically inspected and re-tightened. Always visually check that all hardware on the list is attached and kept tightened.