

Features

- 4-7/8" non-diverter spout with slip-fit connection.
- Coordinates with Coralais faucets, accessories, and showering components to complete your bathroom.

Material

- KOHLER finishes resist corrosion and tarnishing.
- Premium Metal Construction.

Installation

- Wall-mount
- Slip-fit connection



Codes/Standards





ASME A112.18.1/CSA B125.1

KOHLER® Faucet Lifetime Limited Warranty

See website for detailed warranty information.

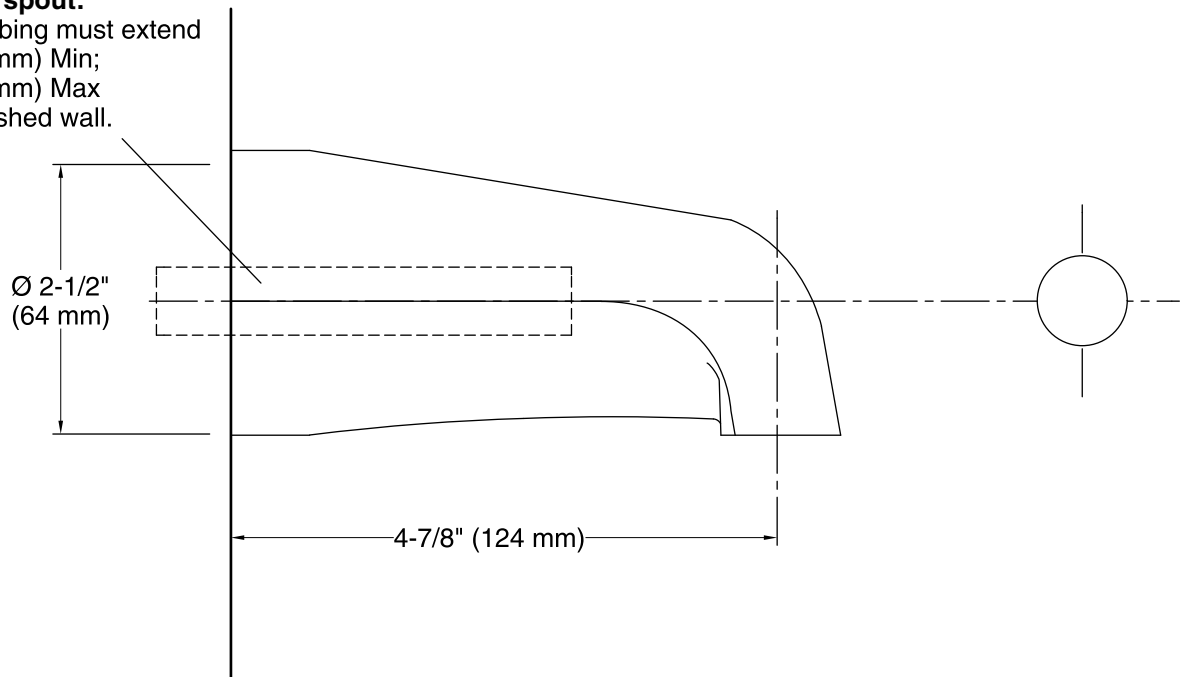
Available Colors/Finishes

Color tiles intended for reference only.

Color	Code	Description
	CP	Polished Chrome
	PB	Vibrant® Polished Brass
	G	Brushed Chrome
	BN	Vibrant® Brushed Nickel

For slip-fit spout:

5/8" OD Tubing must extend
1-1/2" (38 mm) Min;
2-7/8" (73 mm) Max
beyond finished wall.



Technical Information

All product dimensions are nominal.

Notes

Install this product according to the installation guide.