





# WYNN PULL OUT TABLE

Assembly instructions:

## PART LISTS

NO.	DESCRIPTION	IMAGE	Q'TY
P1	TABLE TOP		1PC
P2	METAL BASE		1PC
P3	METAL BASE SIDE		2PCS
P4	METAL BASE FRONT		1PC

## HARDWARE LISTS

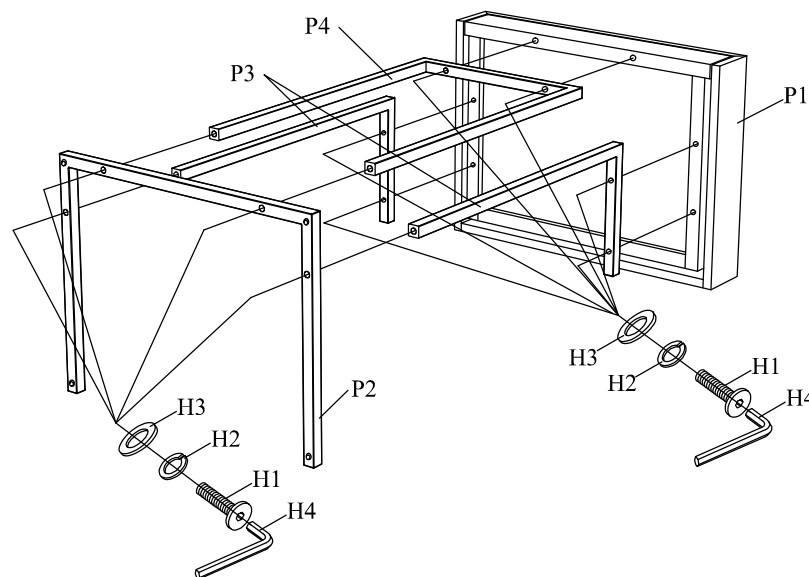
NO.	DESCRIPTION	IMAGE	Q'TY
H1	BOLT		10PCS
H2	SPRING WASHER 1/4"		10PCS
H3	FLAT WASHER 1/4"		10PCS
H4	ALLEN KEY		1PC

**NOTE:** PO# is located underneath/ inside of each item. Please be prepared to provide this # should any claim be necessary.

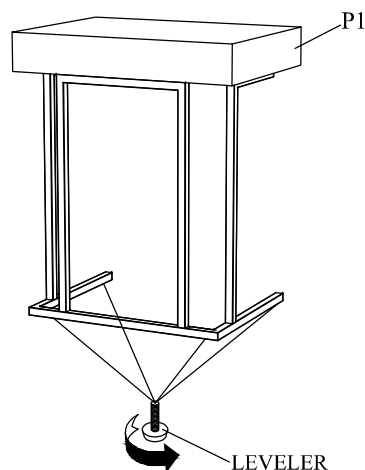
**CAUTION:** Item is heavy assembly should be performed by two people.

Estimate assenbly time:5 minutes


1



2



3



ASSEMBLY COMPLETED