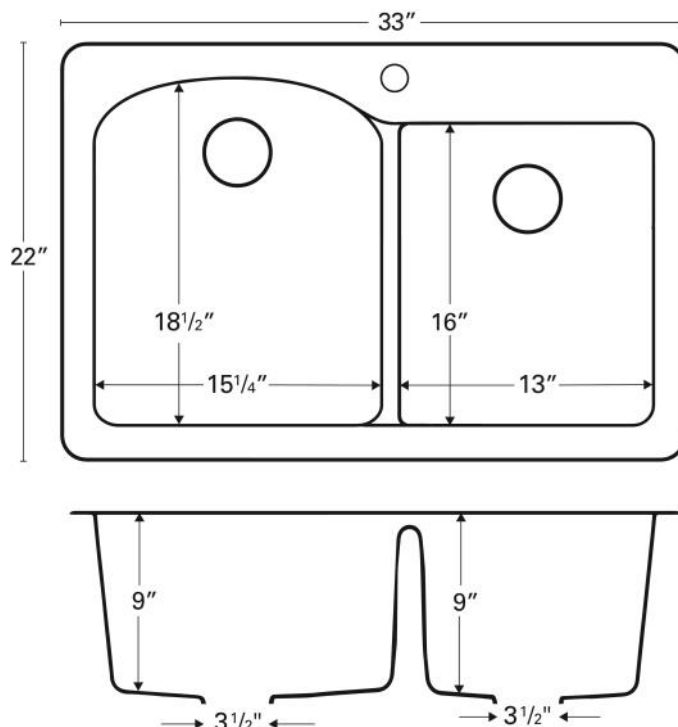


Karran quartz sinks are manufactured from durable quartz composite material that makes them incredibly tough and resilient to even the toughest daily kitchen tasks. They contain 80% natural quartz crystals and 20% high performance acrylic resins. These materials provide high scratch, stain, chip and heat resistance. This easy-to-install top mount design is 33" x 22" in size and is available in a selection of 6 elegant color choices.



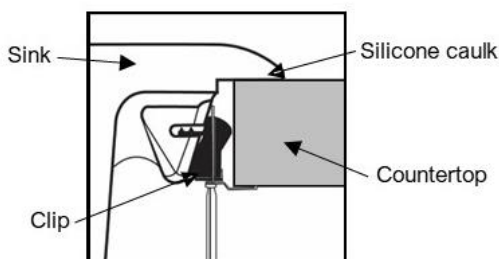
Sinks are listed with IAPMO and meet the requirements of the Uniform Plumbing Code, International Plumbing Code and the National Plumbing Code of Canada.



|                                   |   |
|-----------------------------------|---|
| <b>Series:</b>                    | Quartz QT Series  |
| <b>Material:</b>                  | 80% quartz / 20% acrylic resin  |
| <b>Installation Type:</b>         | Top mount / Drop-in   |
| <b>Configuration:</b>             | Large/small bowl  |
| <b>Overall dimensions:</b>        | 33" x 22"   |
| <b>Left bowl dimensions:</b>      | 15-1/4" x 18-1/2" x 9"  |
| <b>Right bowl dimensions:</b>     | 13" x 16" x 9"  |
| <b>Drain size:</b>                | 3-1/2"  |
| <b>Min. cabinet size:</b>         | 33"   |
| <b>Template / clips included:</b> | Yes   |
| <b>Accessories included:</b>      | Stainless steel basket strainers, stainless steel bottom grids, Luster Pro cleaning oil |
| <b>Finishes / Colors:</b>         | Bisque, Concrete, White, Black, Grey, Brown   |



## INSTALLATION METHOD



## PROJECT INFORMATION

PROJECT: \_\_\_\_\_

CONTACT: \_\_\_\_\_

DATE: \_\_\_\_\_

NOTES: \_\_\_\_\_

\_\_\_\_\_

\_\_\_\_\_

**APPROVAL:**

## OPTIONAL ACCESSORIES

| MODELS      | COLOR    | STRAINER | FLANGE |
|-------------|----------|----------|--------|
| • QT-610-WH | White    | QBSWH    | QDFWH  |
| • QT-610-BI | Bisque   | QBSBI    | QDFBI  |
| • QT-610-BL | Black    | QBSBL    | QDFBL  |
| • QT-610-BR | Brown    | QBSBR    | QDFBR  |
| • QT-610-CN | Concrete | QBSCN    | QDFCN  |
| • QT-610-GR | Grey     | QBSGR    | QDFGR  |

We reserve the right to update product specifications without notice. Please visit [karran.com](http://karran.com) for the most current specification sheets. All dimensions are accurate to 1/4". REV 5-2022

Karran kitchen faucets are designed to look beautiful and function flawlessly. Made using the highest quality, long-lasting components, each faucet will provide years of trouble-free use. This faucet is simple to install with its single hole mounting design, and comes in a variety of elegant, durable finishes that will complement your kitchen décor. The multi-function spray head provides both a gentle aerated stream of water and a powerful spray for tougher cleaning situations. Single lever flow and temperature control makes it very simple to operate. Consider one of these faucets the perfect choice for any residential or commercial kitchen project.

|                               |   |
|-------------------------------|---|
| <b>Series:</b>                | Kitchen Faucet Collection   |
| <b>Material:</b>              | Lead-free brass   |
| <b>Installation Type:</b>     | Single hole   |
| <b>Configuration / Style:</b> | Pull down with retractable hose                                   |
| <b>Finish:</b>                | Durable PVD   |
| <b>Overall Height:</b>        | 18-7/8"   |
| <b>Overall Spout Reach:</b>   | 8-5/8"  |
| <b>Overall Spout Height:</b>  | 6-1/2"  |
| <b>Finishes Available:</b>    | Brushed gold, stainless steel, chrome, matte black, gunmetal grey |



**KKF210SS**

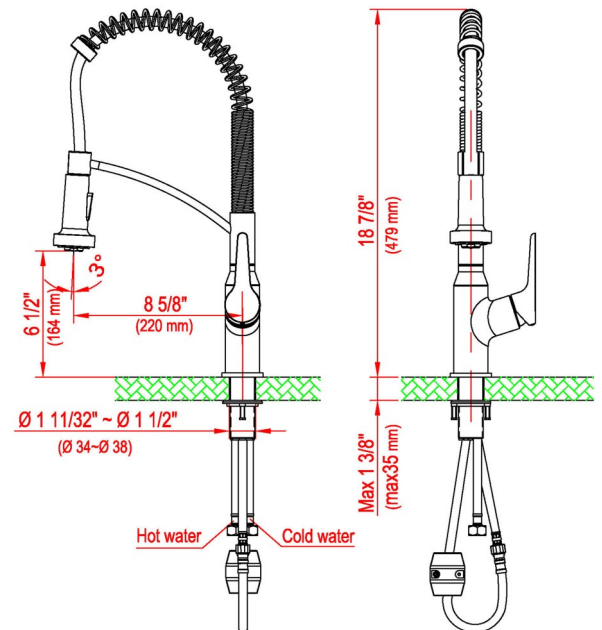


**KKF210C**

**KKF210GG**

**KKF210MB**

**KKF210BG**



### PROJECT INFORMATION

PROJECT: \_\_\_\_\_  
CONTACT: \_\_\_\_\_  
DATE: \_\_\_\_\_  
NOTES: \_\_\_\_\_  
\_\_\_\_\_  
\_\_\_\_\_

**APPROVAL:**

### OPTIONAL ACCESSORIES

- **SD25C, SD35C** [Chrome soap dispenser]
- **SD25MB, SD35MB** [Matte black soap dispenser]
- **SD25SS, SD35SS** [Stainless steel soap dispenser]

We reserve the right to update product specifications without notice. Please visit [karran.com](http://karran.com) for the most current specification sheets. All dimensions are accurate to 1/4". REV 05-2022