

## WARRANTY

- 1.We strive to offer high-quality products,and we also try our best to satisfy each and every customer that orders from us with product or service as needed.
- 2.We provide 30 days warranty starting from the time you receive the item.Each customer must provide a record of their order such as the order number,or item receipt for any items that are out of the warranty period you may also still receive.
- 3.Replacement parts by purchasing them with our company if they are available.


Are you having difficulty  
With assembly?Missing parts?  
Please send email with your order No to  
**customerservice@hulalahome.com**

For return,please check the return policy with  
the retailer or market place you bought from.

Appreciate your purchasing from us.  
Pop up your life by our furniture piece!

# HULALA

H O M E



**ITEM NO.OFRQ0877**

### NOTE:

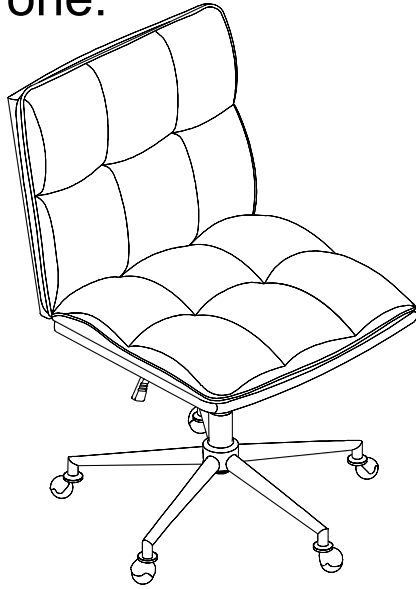
This brochure contains IMPORTANT safty info. Please read and keep for future reference.

# ASSEMBLY INSTRUCTIONS

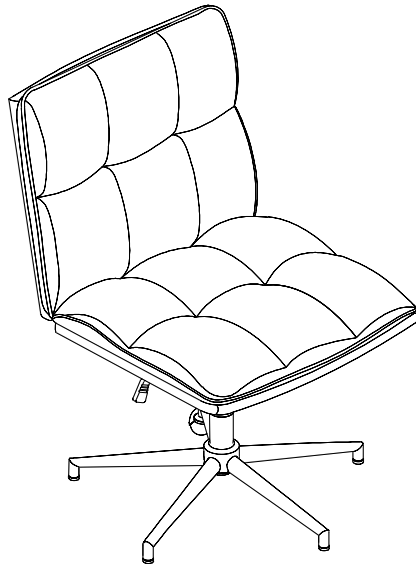
## STEP-6

1、 Assembly completed.

Option one:



Option two:



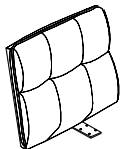

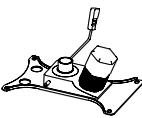
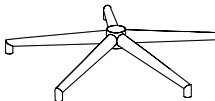




# MAINTAINANCE AND WARNING

- 1.Keep furniture away from heat sources.
- 2.Do not clean furniture with harsh cleaner or polishes.Do not use detergents,solvents,abrasives,spray packs or leather cleaner. Use non-color mild soa with warm water to clean spills(Mix 1:10 soap to water).
- 3.Do not place furniture under direct sunlight,material will possibly fade over time.
- 4.Do not use on site dry cleaning machine.Children should not climb or jump on the furniture.
- 5.Do not write on furniture that is not protectedby a padded barrier.
- 6.Not for commercial use,only for residential use.






Weight Limitation  
**250 LBS**



## PARTS LIST

A	x1	B	x1	C	x1	D	x1
							
Backrest		Seat Frame		Mechanism		Spider base	
E	x1	F	x1	G	x5	H	x5
							
Metal base cap		Gas lift		Casters		Spikes	

## HARDWARE LIST

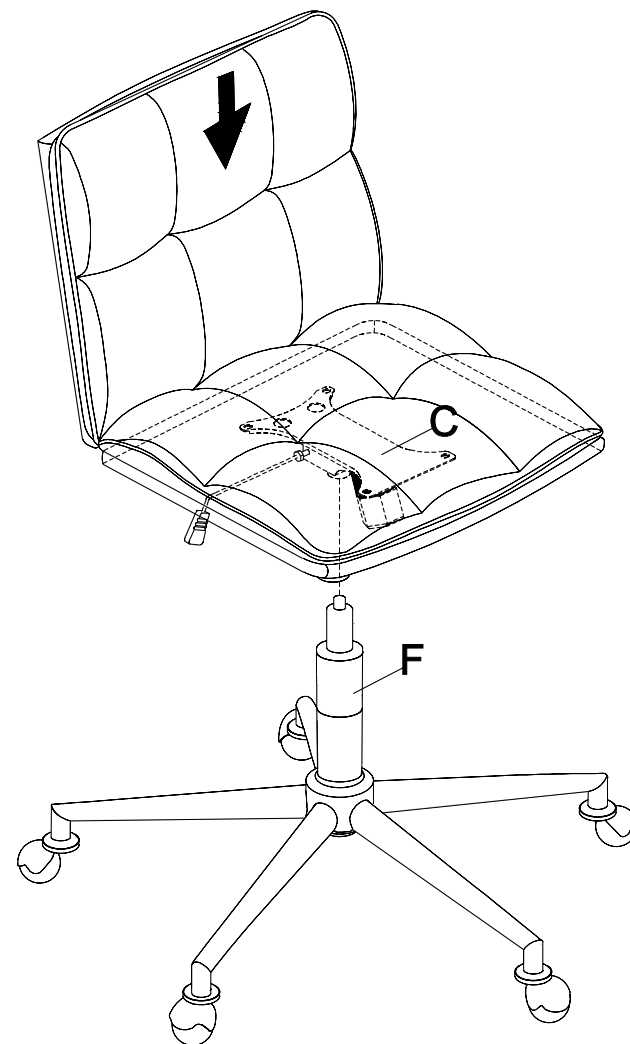
#1	x4	#2	x4	#3	x1
					
φ6x25mm		φ6x20mm		M6	

## HARDWARE SPARE LIST

#1	x1	#2	x1
			
φ6x25mm		φ6x20mm	

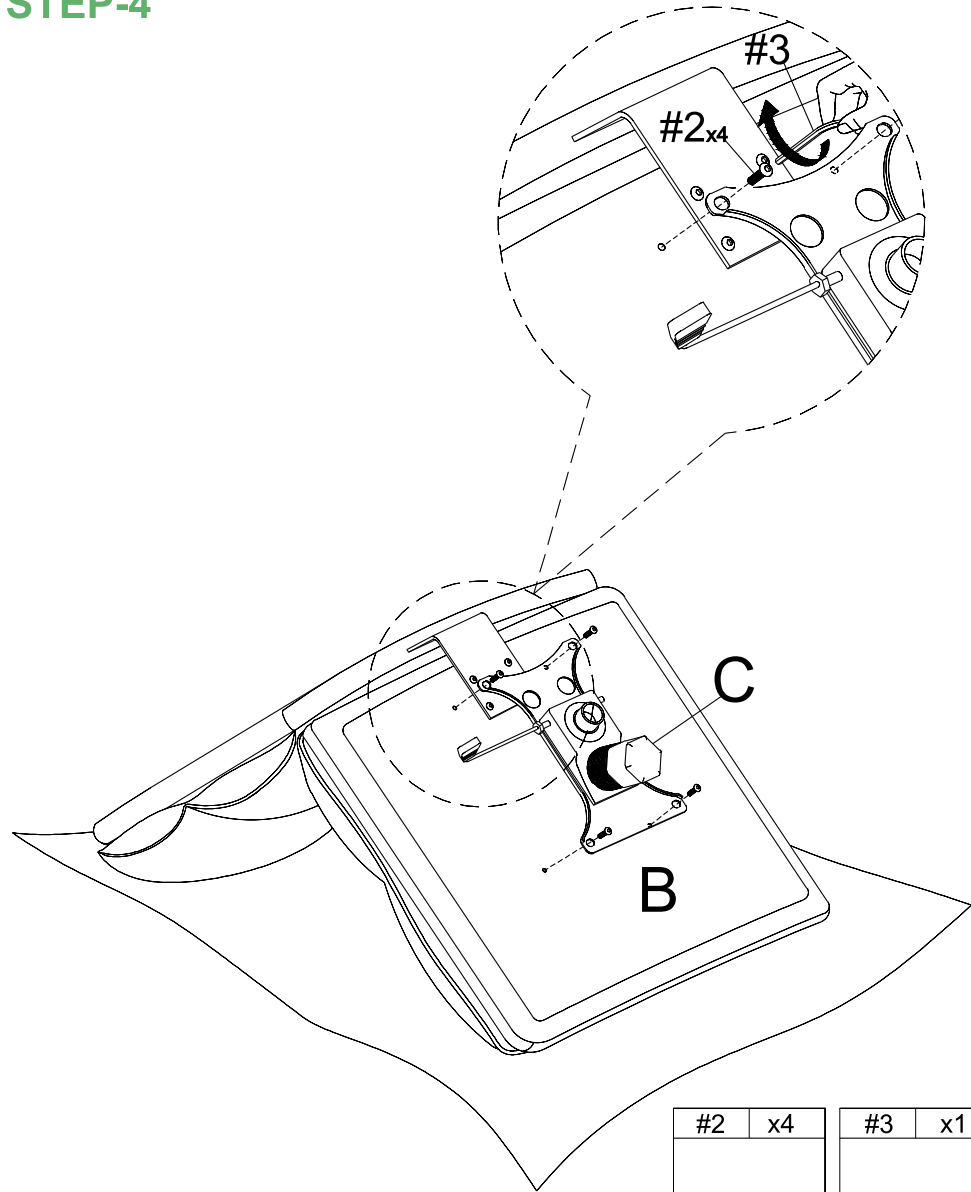
## ASSEMBLY INSTRUCTIONS



### STEP-5



# ASSEMBLY INSTRUCTIONS

## STEP-4

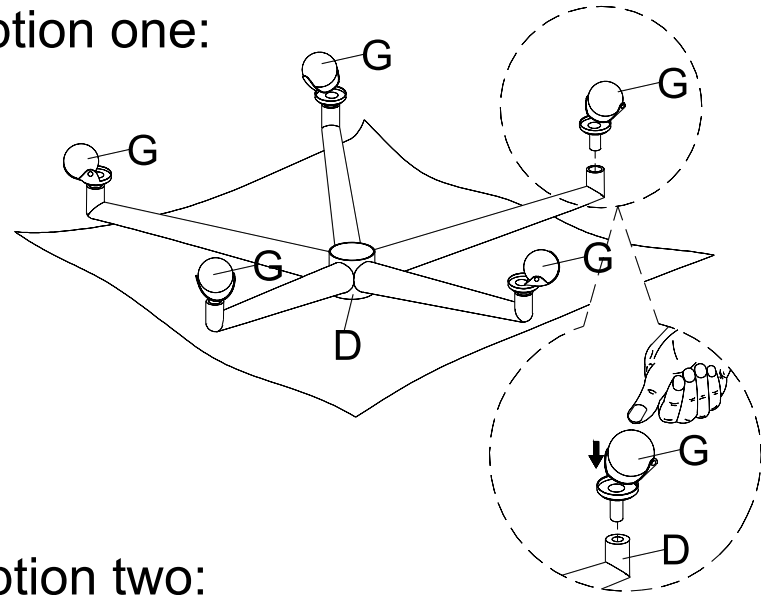


#2	x4	#3	x1
			
φ6x20mm		M6	

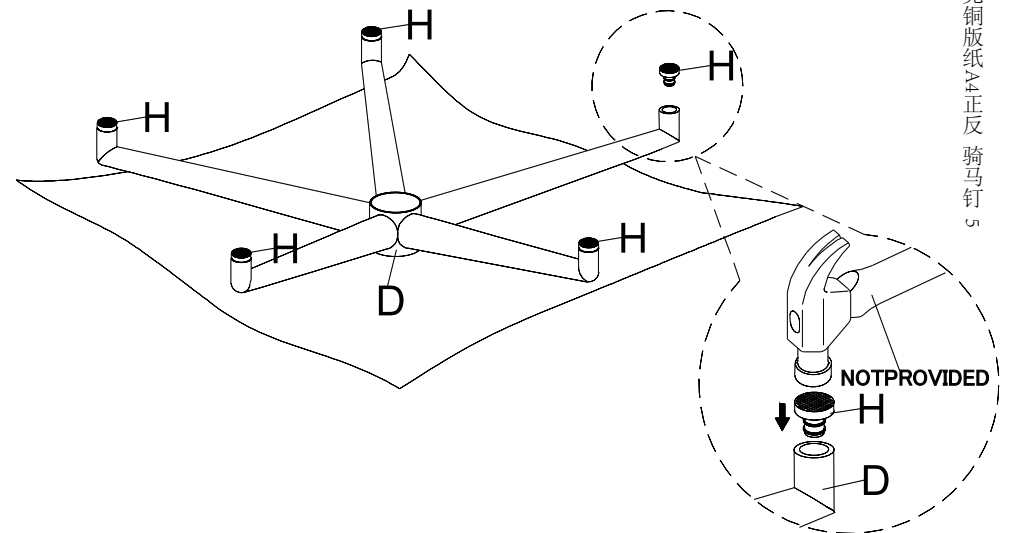
# ASSEMBLY INSTRUCTIONS

## STEP-1

Option one:

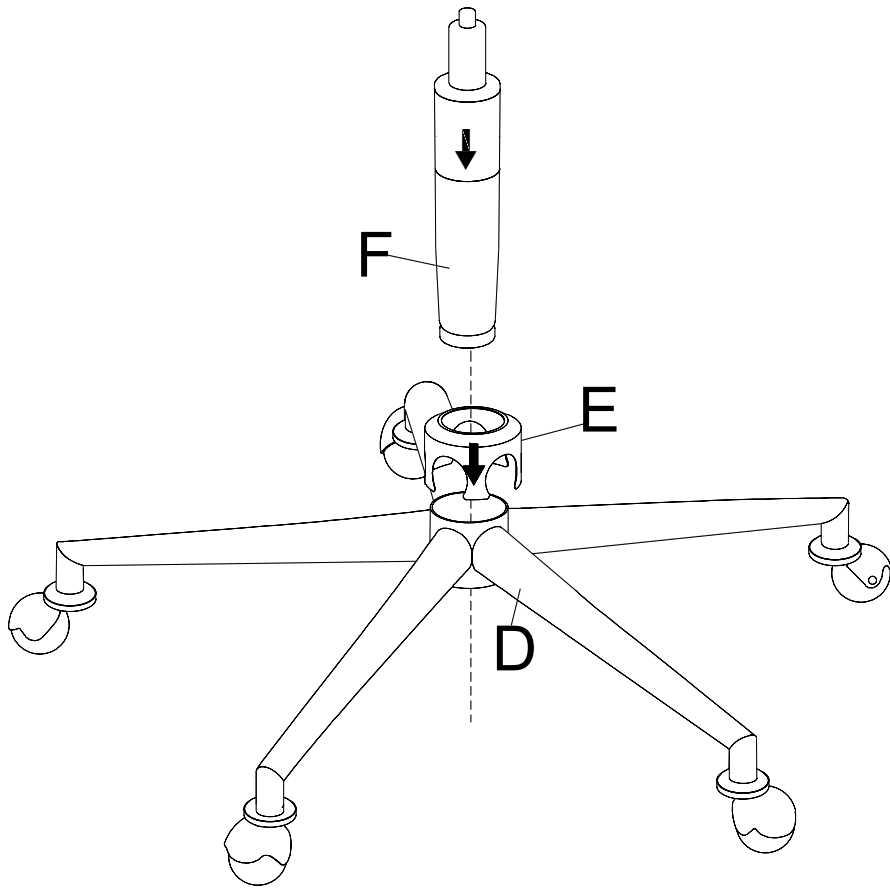


Option two:



# ASSEMBLY INSTRUCTIONS

## STEP-2



# ASSEMBLY INSTRUCTIONS

## STEP-3

