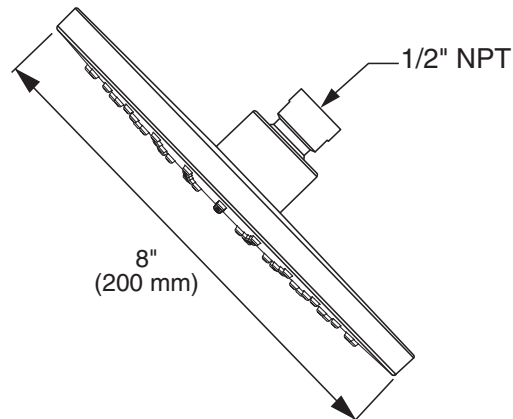


**MODEL NUMBER:**

□ 1660.527 Showerhead



**GENERAL DESCRIPTION:**

Single function showerhead. Full spray pattern. Brass ball joint. Easy clean spray nozzles. 2.5 gpm/9.5 L/min. maximum flow rate.

**PRODUCT FEATURES:**

**Single Function:** Showerhead provides drenching spray for full coverage of the user.

**Easy Clean Spray Nozzles:** Easily clean lime and calcium build up. Nozzles will not clog.

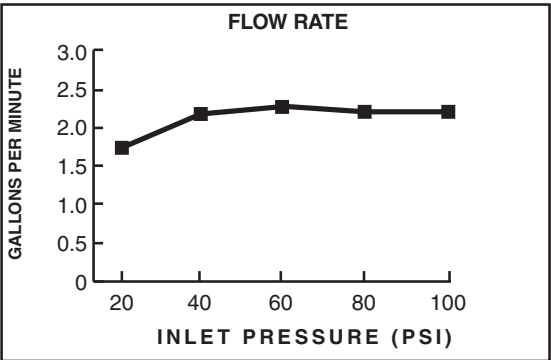
**SUGGESTED SPECIFICATION**

Showerhead shall have 1 spray pattern and brass ball joint. Fitting shall be American Standard Model # 1660.527.\_\_\_\_.

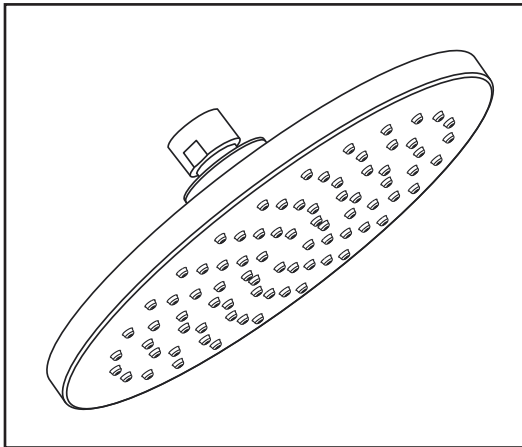
CODES AND STANDARDS

These products meet or exceed the following codes and standards:

ASME A112.18.1  
CSA B125.1

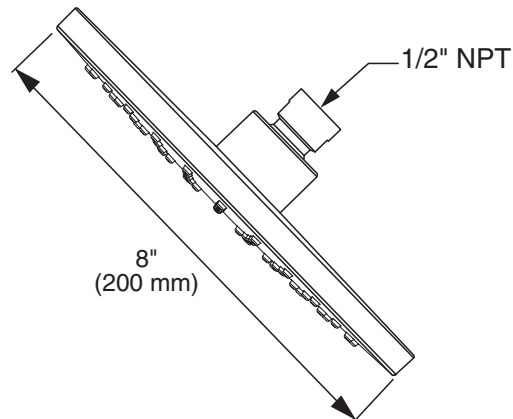


Product Number	Description	Finishes		
		Polished Chrome	PVD Brushed Nickel	Matte Black
		002	295	243
1660.527	Showerhead Only			



**MODEL NUMBER:**

□ 1660.528 Water-Saving Showerhead



**GENERAL DESCRIPTION:**

Single function showerhead. Full spray pattern. Brass ball joint. Easy clean spray nozzles. 1.8 gpm / 6.8L/min. maximum flow rate.

**PRODUCT FEATURES:**

**Water-Saving:** Save 30% in water usage.

**Single Function:** Showerhead provides drenching spray for full coverage of the user.

**Easy Clean Spray Nozzles:** Easily clean lime and calcium build up. Nozzles will not clog.



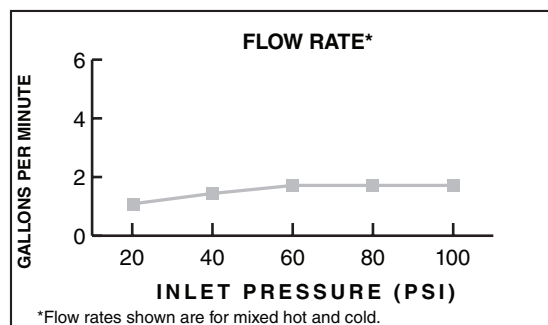
**SUGGESTED SPECIFICATION**

Showerhead shall save 30% in water usage. Showerhead shall have 1 spray pattern and brass ball joint. Fitting shall be American Standard Model # 1660.528.\_\_\_\_\_.

## CODES AND STANDARDS

These products meet or exceed the following codes and standards:

**ASME A112.18.1**  
**CSA B125.1**



Product Number	Description	Finishes		
		Polished Chrome	PVD Brushed Nickel	Matte Black
		002	295	243
1660.528	Water-Saving Showerhead Only			