



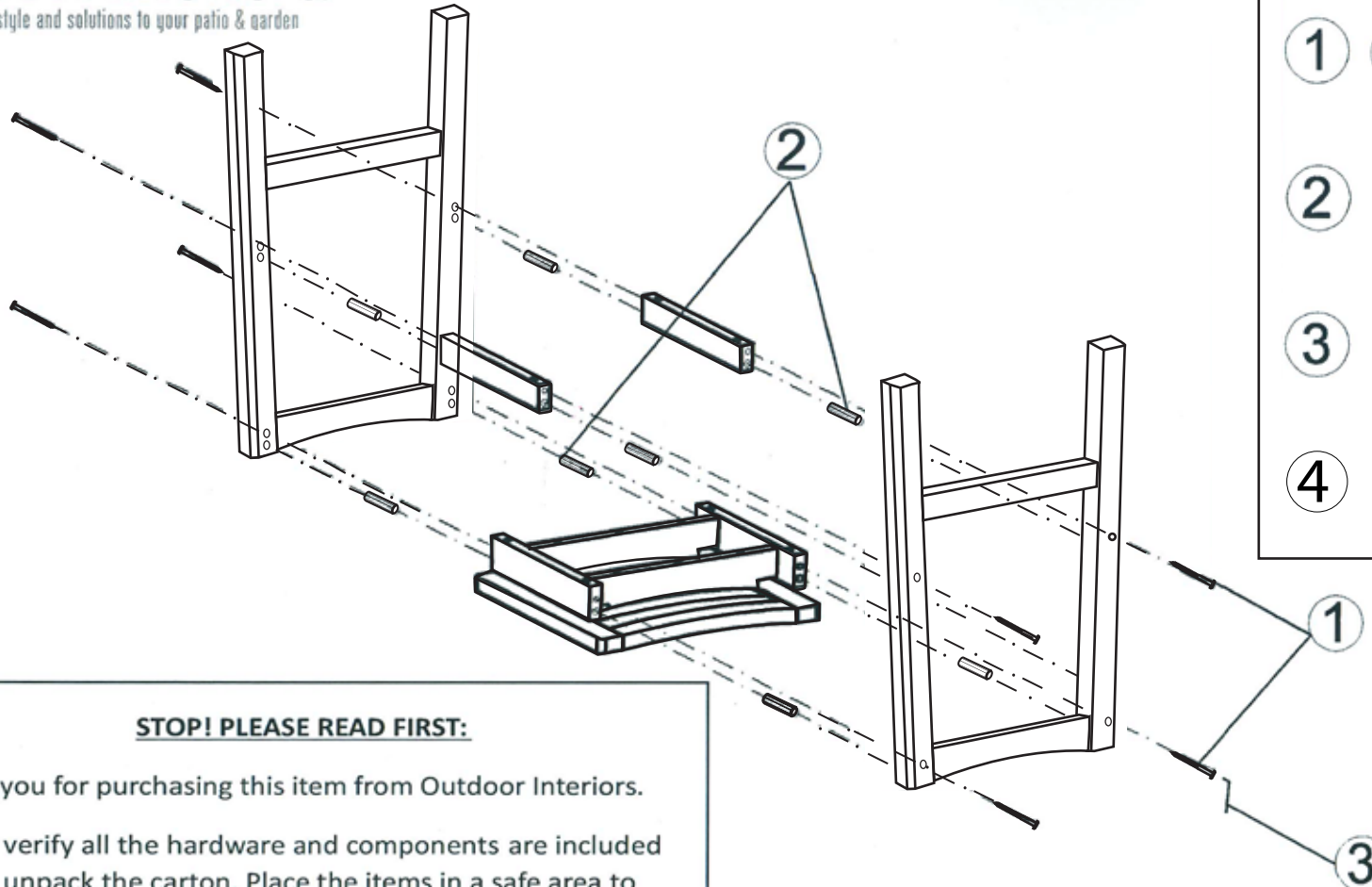


## ASSEMBLY INSTRUCTIONS FOR #50650 PATIO PUB STOOLS

### HARDWARE LIST

- ①  Screw (M7 x 90) mm x 8Pcs
- ②  Dowel wooden 8 Pcs
- ③  Allen key 1 Pce
- ④  Portable Drill Bit



### **STOP! PLEASE READ FIRST:**

Thank you for purchasing this item from Outdoor Interiors.

Please verify all the hardware and components are included as you unpack the carton. Place the items in a safe area to avoid loss and damaging contents. Use a soft area or the empty box to assemble the item.

**ASSEMBLY TIPS:** Assemble on its side while following pictured instructions. Never over-tighten any screws or bolts. It's best to assemble with 2 people. Please visit our website if you have any questions [www.outdoorinteriors.com](http://www.outdoorinteriors.com).

Please review the "PLEASE OIL ME" card for how to care & maintain your new furniture.

