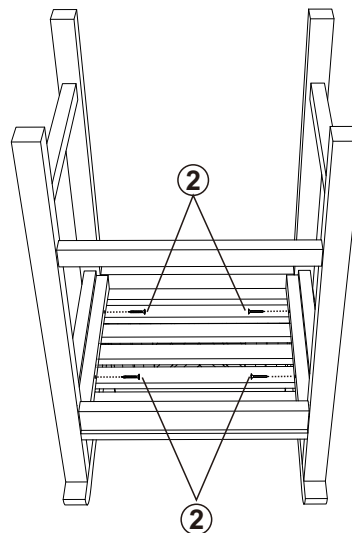
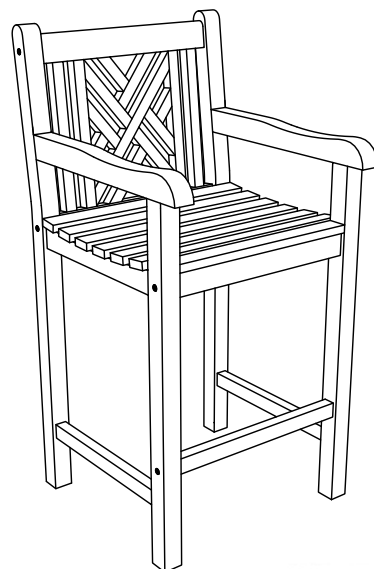
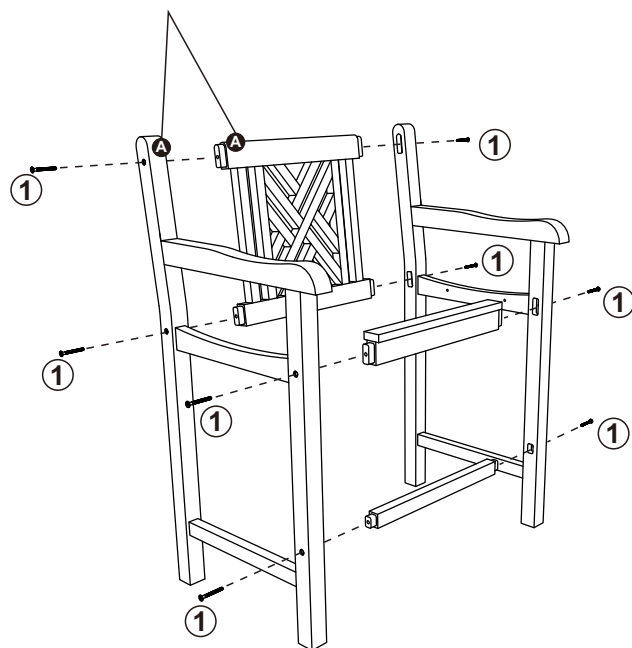




MAKE SURE THE LETTERS
MATCH BEFORE ASSEMBLING
NEED ASSEMBLY ASSISTANCE?
CALL US AT 866-814-8325

Assembly Instruction

INSTRUCTION DE MONTAGE
MONTAGEANLEITUNG
SAMLEVEJLEDNING



Make sure to use Glue on all wood
joints before assembly
(Included in package)

Code

AM 185

Hardware



1. F. Bolt 60 mm (8 Pcs)



2. Screw 30 mm (4 Pcs)

Tool



Socket Wrench 4m/m Ht

Total Section

6 Section