

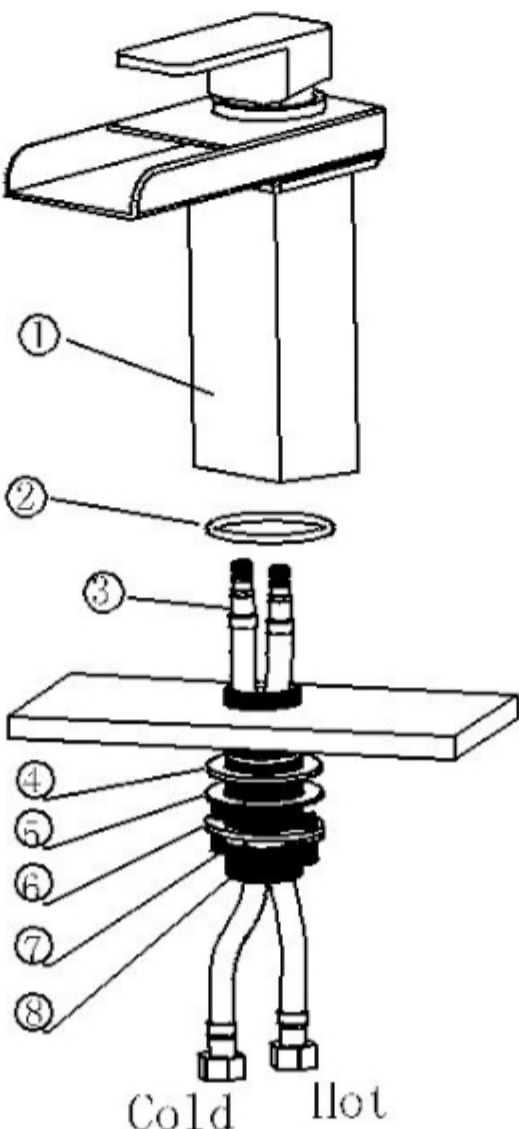
Quebec Oil Rubbed Bronze Deck Mounted Faucet.



INSTALLATION INSTRUCTIONS

Installation steps:

- 1.Screw the hoses(3)with the faucet body(1) through the thread pipe(8) and the O-ring(2) .
- 2.Screw the thread pipe(8) with the body(1)
- 3.Screw the nut(6) and washer(4)(5)on the thread pipe(8).
- 4.Screw the screw(7) with nut(6) to fix the faucet body(1).
- 5.Connecting the end of the hoses to the connector of the cold and hot water supply system.

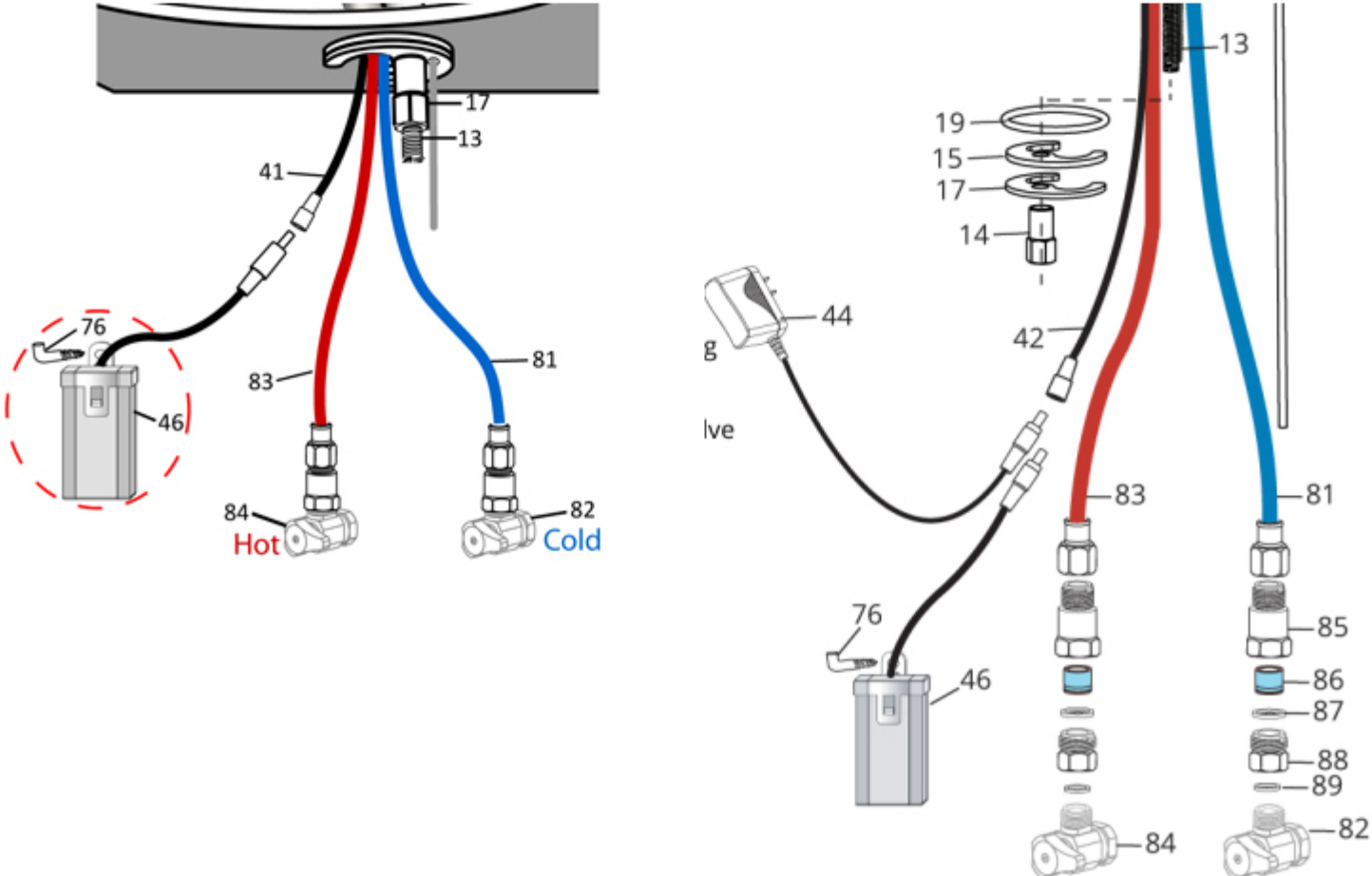
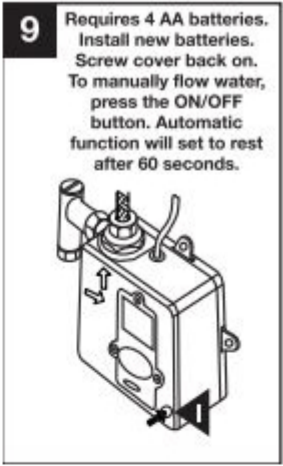
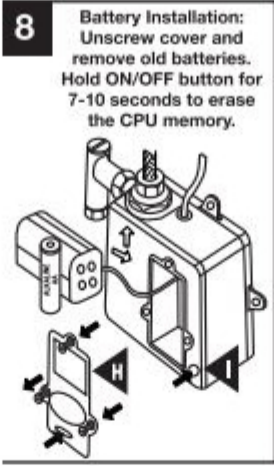



Specifications

Name	Size	Quantity
O-ring	Ø46xØ1.9mm	1
M10x1——G½ hose	500mm	2
Washer	Ø48.5xØ33x2mm	1
Nut		1
Thread pipe	M32x1.5mm	1
Screw		2
Washer	Ø15.5xØ8.5x2mm	2
Installation instruction		1

Maintenance

- Use clean water to wash the faucet , and use a soft cloth or leather to wipe it.
- Don't use acidic washing liquid or abrasive materials to wash the faucet.



This General diagram and installation instructions are not intended for any specific model, but is presented as a general guideline for Installations!