



INSTRUCTIONS D'ASSEMBLAGE
ASSEMBLY INSTRUCTIONS

MONARCH
SPECIALTIES INC.

I 3656

TABLE D'APPOINT -
48"L / CONSOLE DE COIN BLANC

ACCENT TABLE -
36" / WHITE CORNER CONSOLE

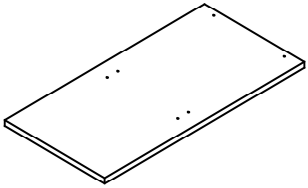
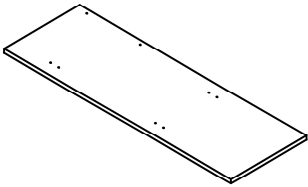
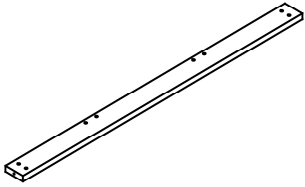
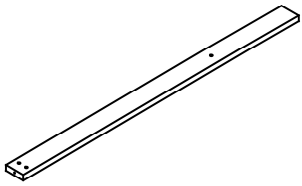
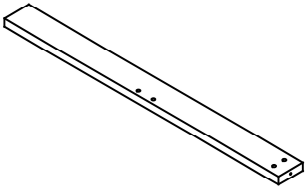


POUR DE L'ASSISTANCE OU POUR COMMANDER
DES PIÈCES CONTACTEZ NOTRE DÉPARTEMENT
DE SERVICE À LA CLIENTÈLE.

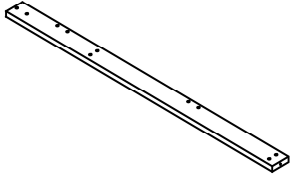
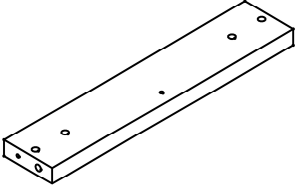
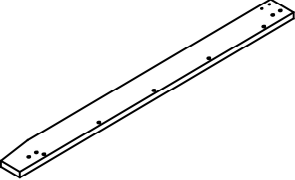
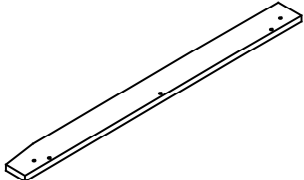
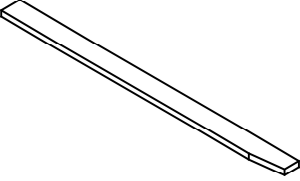
FOR ASSISTANCE OR TO ORDER PARTS
CONTACT OUR CUSTOMER SERVICE DEPARTMENT

WWW.MONARCHSERVICE.COM

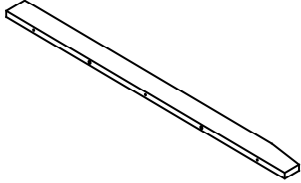
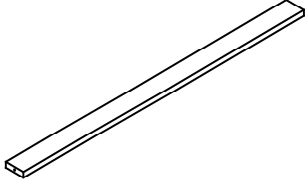
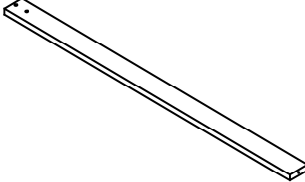
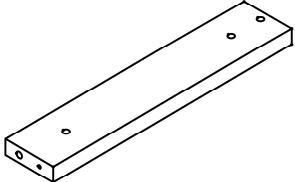
LISTE DES PIÈCES
PARTS LIST

PIÈCE / PART #	IMAGE	DESCRIPTION	QTY / QTÉ
1		DESK TOP SURFACE DU BUREAU	1
2		DESK TOP SURFACE DU BUREAU	1
3		BACK PANEL PANNEAU ARRIÈRE	1
4		FRONT PANEL PANNEAU DEVANT	1
5		FRONT PANEL PANNEAU DEVANT	1

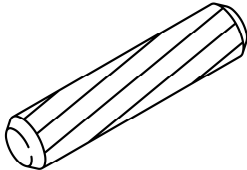
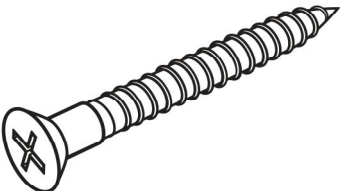
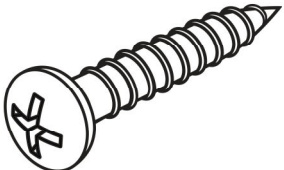
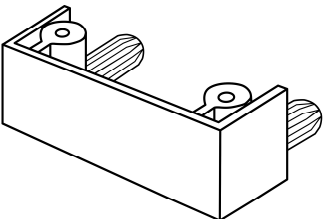
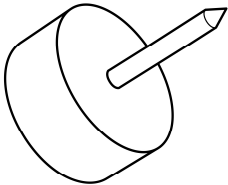
LISTE DES PIÈCES
PARTS LIST

PIÈCE / PART #	IMAGE	DESCRIPTION	QTY / QTÉ
6		BACK PANEL PANNEAU ARRIÈRE	1
7		SIDE PANEL PANNEAU DE CÔTÉ	2
8		LEG PATTE	3
9		LEG PATTE	2
10		LEG PATTE	3

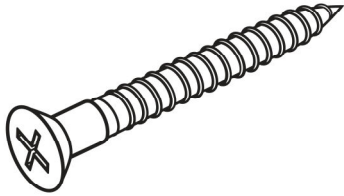
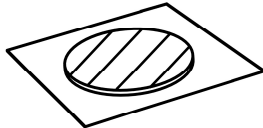

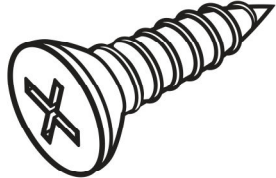
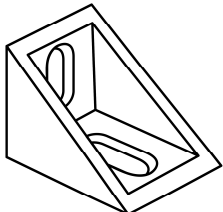
LISTE DES PIÈCES
PARTS LIST

PIÈCE / PART #	IMAGE	DESCRIPTION	QTY / QTÉ
11		LEG PATTE	2
12		LEG SUPPORT SOUTIEN POUR PATTE	1
13		LEG SUPPORT SOUTIEN POUR PATTE	1
14		LEG SUPPORT SOUTIEN POUR PATTE	2

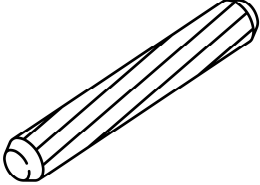
LISTE DES PIÈCES DE MONTAGE
HARDWARE LIST

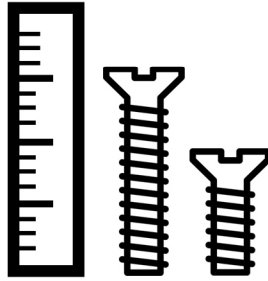
PIÈCE / PART #	IMAGE	DESCRIPTION	QTY / QTÉ
A		WOOD DOWEL GOUJON DE BOIS	21
B		ASSEMBLING SCREW - Ø1/8" X 1 3/4" VIS D'ASSEMBLAGE - Ø1/8" X 1 3/4"	35
C		ASSEMBLING SCREW - Ø3/8" X 1" VIS D'ASSEMBLAGE - Ø3/8" X 1"	20
D		PLASTIC BRACKET SUPPORT EN PLASTIQUE	7
E		FLOOR PROTECTOR PROTECTEUR DE PLANCHER	10

LISTE DES PIÈCES DE MONTAGE
HARDWARE LIST

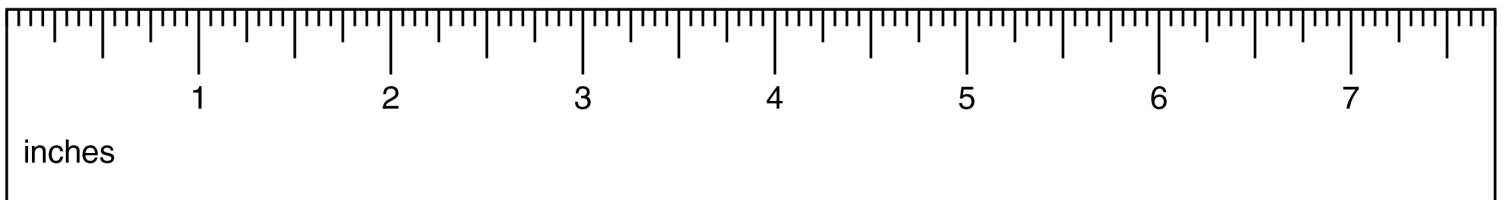
PIÈCE / PART #	IMAGE	DESCRIPTION	QTY / QTÉ
F		ASSEMBLING SCREW - Ø1/8" X 1 1/4" VIS D'ASSEMBLAGE - Ø1/8" X 1 1/4"	14
G		FINISHING STICKER COLLANT DE FINITION	26
H		GLUE COLLE	1
I		ASSEMBLING SCREW - Ø1/8" X 5/8" VIS D'ASSEMBLAGE - Ø1/8" X 5/8"	4
J		PLASTIC CORNER COIN EN PLASTIQUE	2

LISTE DES PIÈCES DE MONTAGE
HARDWARE LIST

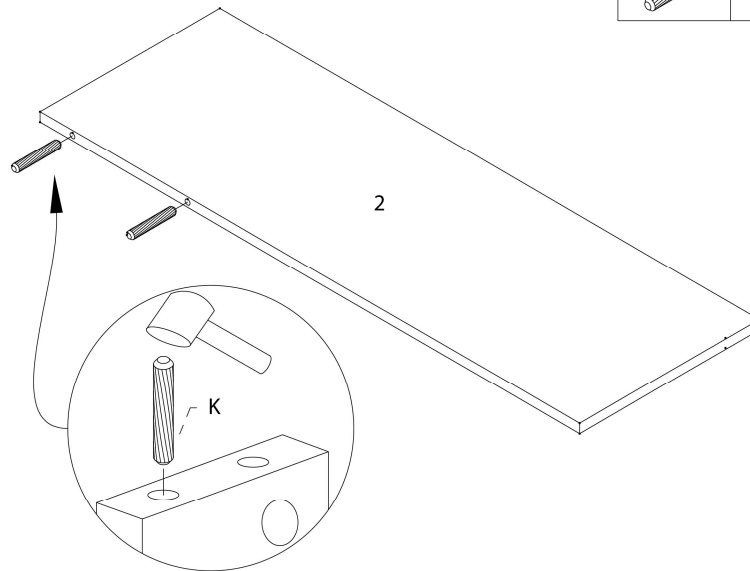
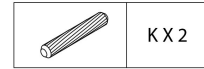
PIÈCE / PART #	IMAGE	DESCRIPTION	QTY / QTÉ
K		WOOD DOWEL GOUJON DE BOIS	2



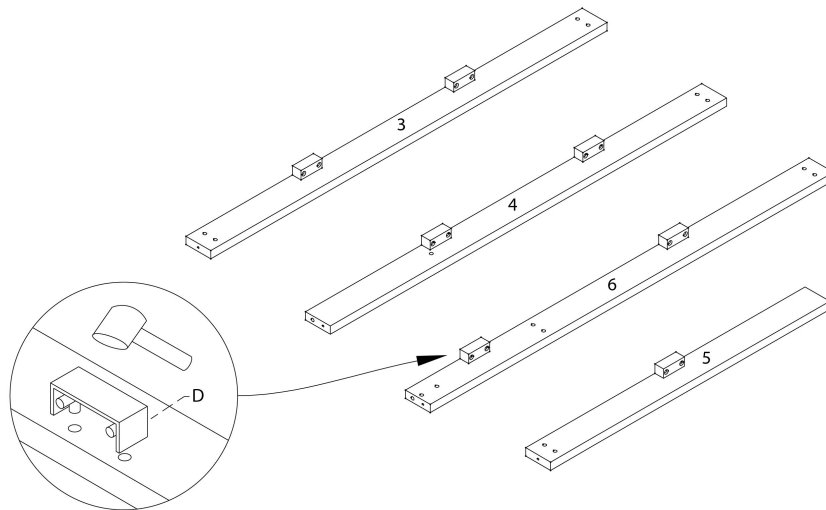
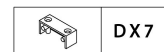
OUTIL DE VÉRIFICATION DE DIMENSIONS DES PIÈCES
HARDWARE DIMENSIONS VERIFICATION TOOL



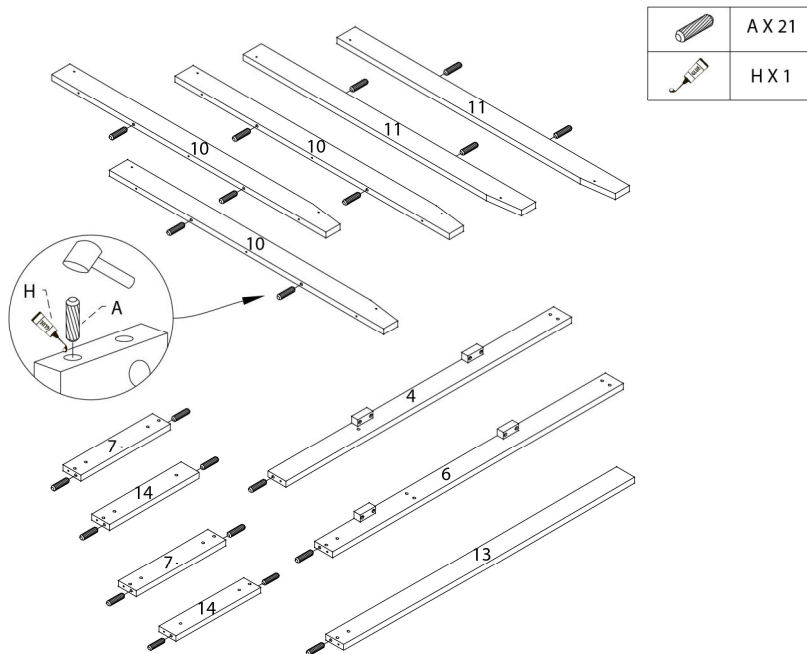
ÉTAPE / STEP 1



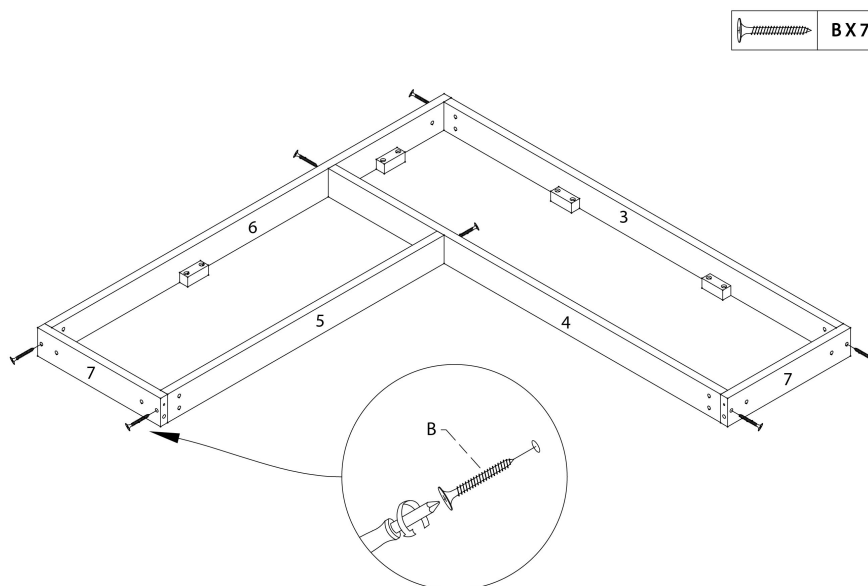
ÉTAPE / STEP 2



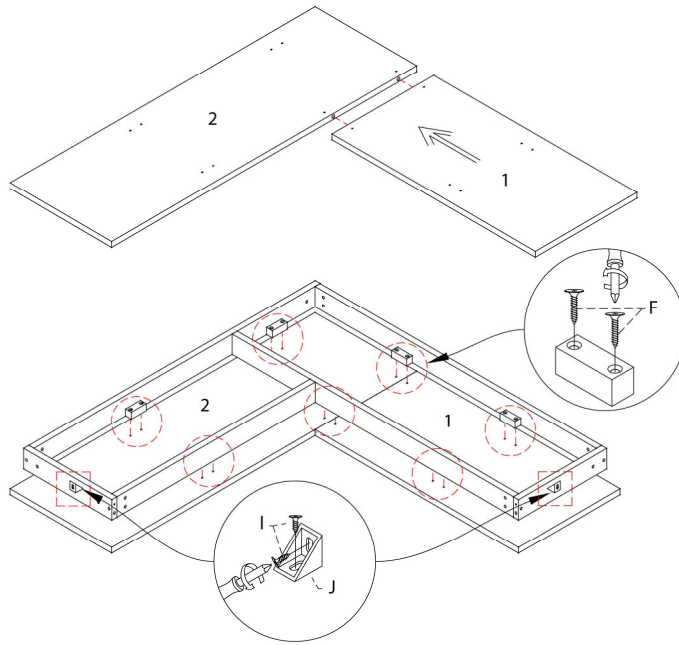
ÉTAPE / STEP 3






ÉTAPE / STEP 4

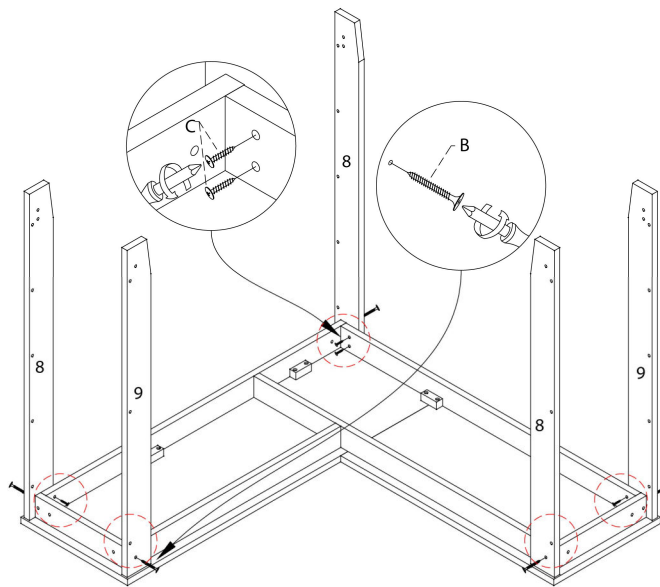




ÉTAPE / STEP 5



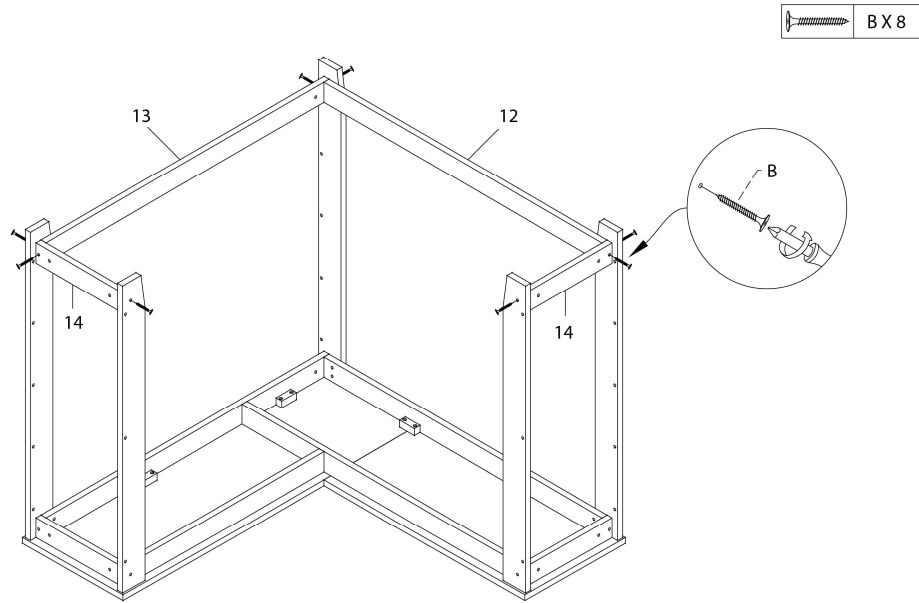
	FX 14
	IX 4
	JX 2

ÉTAPE / STEP 6

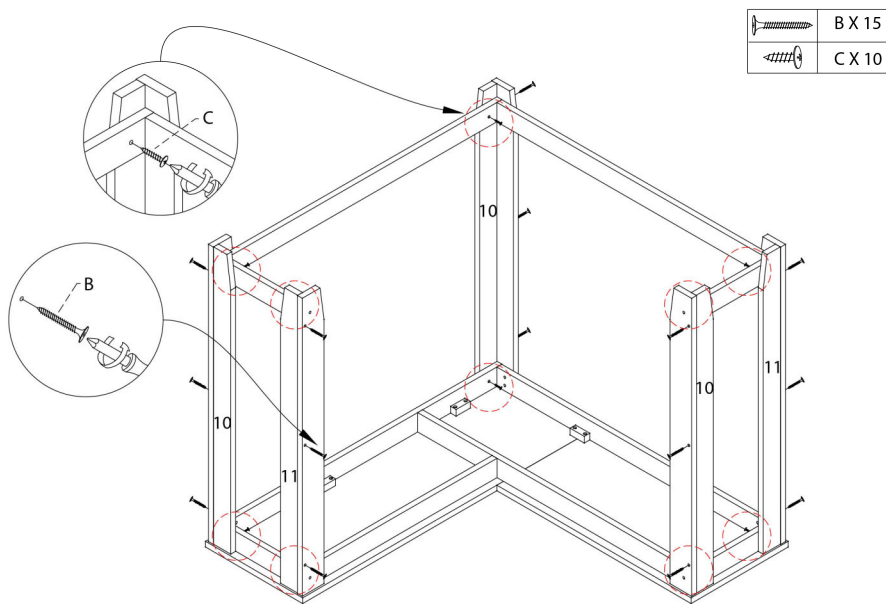


	BX 5
	CX 10

ÉTAPE / STEP 7

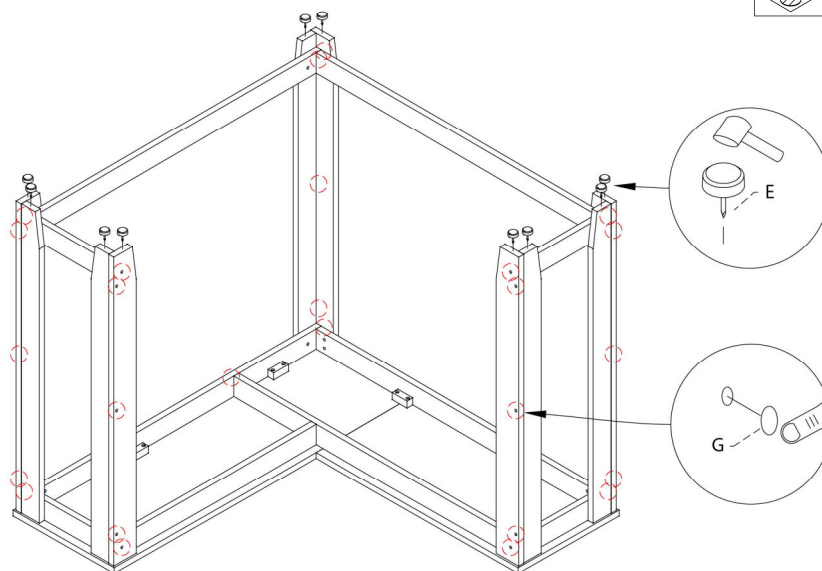


ÉTAPE / STEP 8



ÉTAPE / STEP 9

	EX 10
	G X 26



ÉTAPE / STEP 10

