

YOUR VINYL FENCE **MADE SIMPLE.**



NO DIGGING. NO CONCRETE. NO MESS.

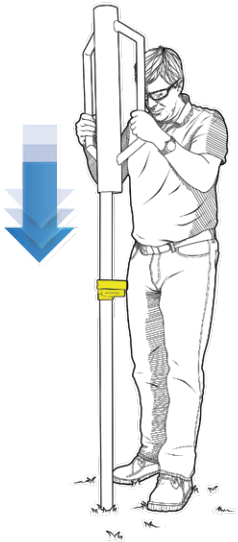
What used to take up to fifty minutes can now take as little as five.



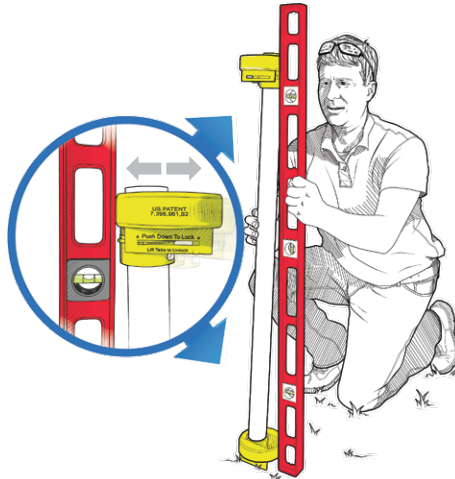
WamBam 4" x 4" x 4' H Vinyl Finishing Post w/Cap and No-Dig Steel Pipe Anchor Kit (1 Pack)

QUICK SUMMARY:

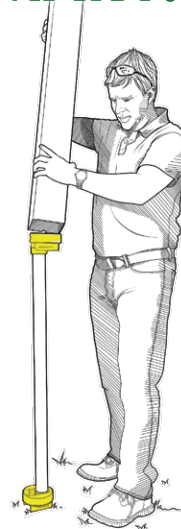
This post is designed to be used with our Nantucket Vinyl Picket or Sturbridge Yard & Pool Fence (4' High). See respective instructions for more details.



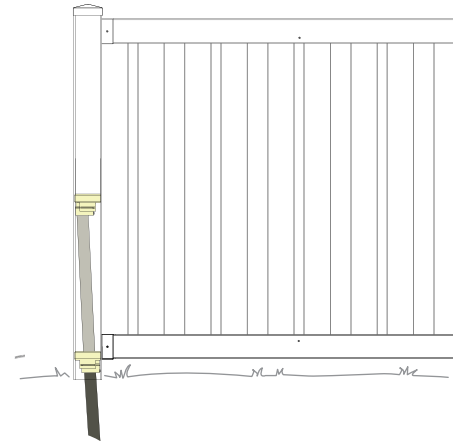
1 Drive pipe into ground using one of the options illustrated below.



2 Adjust bottom and top donuts into level to compensate for crooked pipe.



3 Install 4" x 4" vinyl post over donuts.



4 Pipe is crooked but vinyl post is straight and level.

TOOL OPTIONS FOR DRIVING PIPE INTO GROUND:




5lb Sledgehammer



10lb Sledgehammer



Post Pounder



Hammer

Purchase post pounder at any hardware store or go to: www.wambamfence.com. Post pounders cost roughly \$25 to \$30 at Hardware Store (or rental stores often have for rent). Inside diameter of post pounder should be 3" diameter minimum.



10616 Bailey Rd. Unit H, Cornelius NC 28031
877.778.5733 • wambamfence.com

AVOID THESE PITFALLS!

1. Have you contacted local utilities?

You must call before you start installation of your fence to avoid puncturing any unseen underground utilities, especially electrical or gas lines. Fortunately, this is made easy for you.

Simply call 811 in the US, or visit www.call811.com.

In Canada, visit www.transcanada.com/contactus.html for a list of phone numbers by province.

2. Have you checked your local zoning laws?

Local zoning laws and Home Owners Associations may regulate the height, style and placement of your fence. Some locations may even require a permit.

3. Are you absolutely sure where your property line is?

Many disputes have arisen from questions about whose side the fence is on. We recommend the outside edge of your fence to be at least 2" inside your property line to avoid any encroachment on adjacent property.

4. Have you talked to your neighbors?

Your fence will become part of their yard, and you'll have an easier time building it if you can have access from both sides. Besides, you may get lucky if they decide to share the cost with you.

IMPORTANT!

5. UNSTABLE GROUND OR ROCK?

If you encounter rock or unstable ground, you can concrete the pipe into place either during installation or afterwards.



Know what's below.

TRIED, TESTED, AND PROVEN:

1

Wind tested to **75mph** rating (*category 1 hurricane*).



75mph
Wind Test
Certified

2

Proven in **over 50,000 installations** by hundreds of professional fence contractors *all over North America*.

3

Field tested for almost **20 years** in *all weather conditions* including Canada.

4

Proven to *perform better* than concrete footings in extreme frost conditions.



There are very few ground conditions where WamBam No-Dig Fence will not work.

Go to wambamfence.com for more details.



10616 Bailey Rd. Unit H, Cornelius NC 28031
877.778.5733 • wambamfence.com