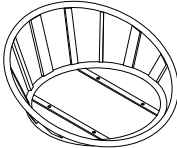
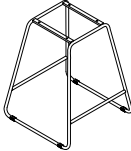
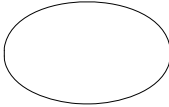




# ASSEMBLY INSTRUCTION FOR ACME FURNITURE

## MODEL# DN01756 Counter Height Stool

Thank you for purchasing this quality product. Be sure to check all packing materials carefully for small parts which may have come loose inside the carton during shipment. Separate, identify, and count all parts and metal hardware. Compare with parts list to be sure all parts are present. If any part(s) are missing or damaged, please contact your local furniture dealer. For efficient and speedy service, please indicate the model number and code letter of the part(s) needed.

**\*\*\* Do not fully tighten screws until fully assembled \*\*\***

COMPONENT PARTS		
DECERPTION	PART NAME	Q'TY(PCS)
①	Back 	1pc
②	Leg 	1pc
③	Seat 	1pc

HARDWARE REQUIRED:	
Ⓐ 	Bolt 1/4"x1-1/8" - 4pcs
Ⓑ 	Allen Wrench M4 - 1pc



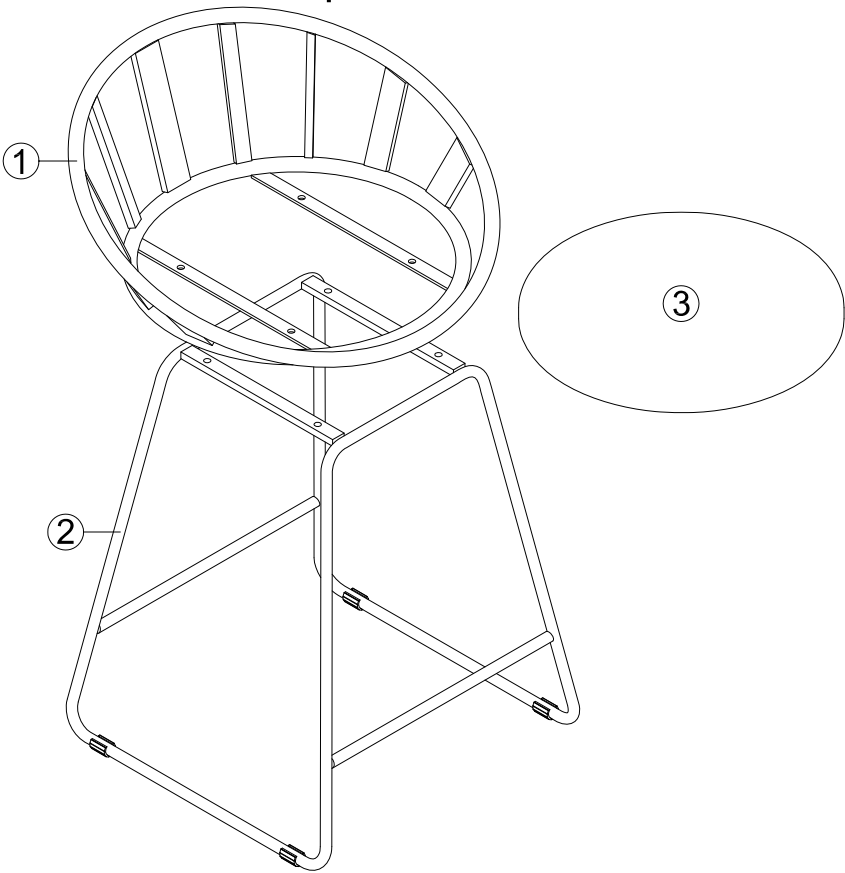
### Attention:

\*\*\*Mattresses not included.

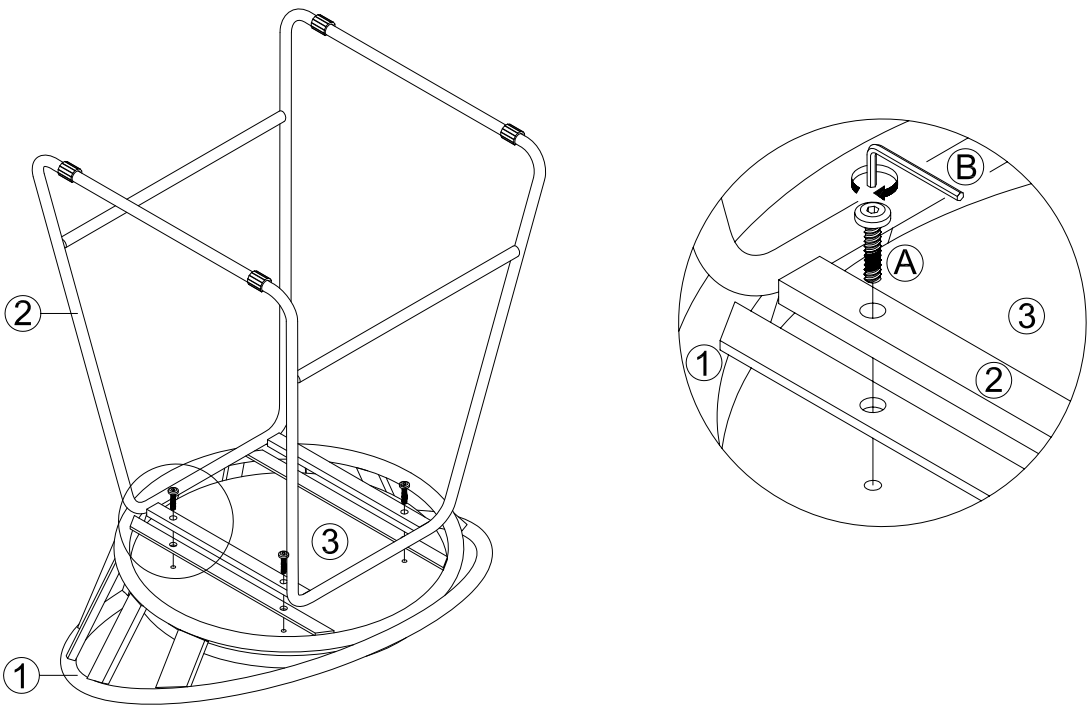
\*\*\*Some number parts listed on the instruction sheet may not be in parts bag as they may already be assemble.  
Carefully check parts and packing materials prior to odering replacements.

How to Assemble:

STEP 1. Exploded View



STEP 2.



A B 4pcs