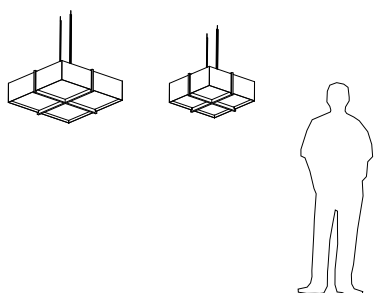
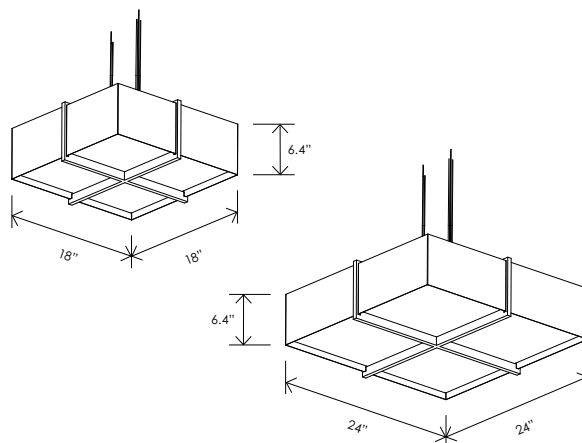


*Veram's design is equal parts beautiful and minimalist. The flush mount and pendant complement one another. Few designs in Cerno's line are as adaptable to different environments as the Veram. Cerno's signature wood and metal material palette compose a robust and dynamic fixture.*



Veram pendant



Dimensions:

Veram 18: 18" x 18" x 6.4"

Veram 24: 24" x 24" x 6.4"

Materials: solid wood, metal, polymer

Product weight:

Veram 18: 5 lb

Veram 24: 6 lb

### Integrated LED Specifications

Light output: 1690 Lumens (source)

Light color: 2700 K, 3000 K, 3500 K,  
or 4000 K

Color accuracy: 90+ CRI



## MATERIAL & FINISH OPTIONS

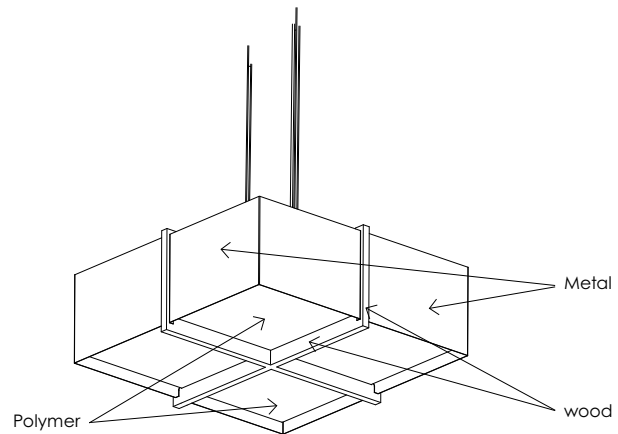
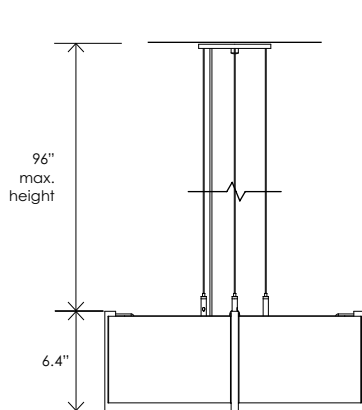
Veram pendant part # 08-330-

<b>Size</b>	
18" Ø	<b>18</b>
24" Ø	<b>24</b>
<b>Wood Body</b>	
walnut (CM-001)	<b>W</b>
dark stained walnut (CM-002)	<b>D</b>
white washed oak (CM-095)	<b>O</b>
<b>Shade Material</b>	
matte black (CM-085) w/matte white interior	<b>B</b>
brushed aluminum (CM-012)	<b>A</b>
brushed rose gold (CM-046)	<b>G</b>
brushed brass (CM-047)	<b>R</b>
distressed brass (CM-096)	<b>D</b>
gloss white (CM-054)	<b>W</b>
<b>Lamping</b>	
2700 K LED	<b>27</b>
3000 K LED	<b>30</b>
3500 K LED	<b>35</b>
4000 K LED	<b>40</b>
<b>Driver</b>	
AC Input Voltage Range: 120-277 V	
120 V input: TRIAC, ELV & 0-10 V dimmable	<b>P1</b>
240 & 277 V input: only 0-10 V dimmable	

*Includes: frosted polymer (CM-024)*

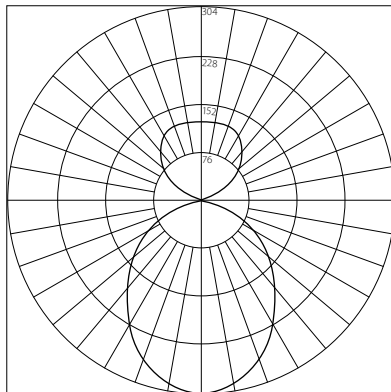
Also available in a flush mount version

Canopy: Textured White (CM-060) low-profile round canopy, white SVT



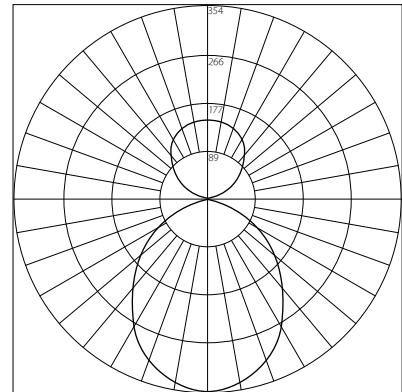
## PHOTOMETRIC POLAR GRAPH

**VERAM 18**



Maximum Candela = 303.71, Located at Horizontal Angle = 10, Vertical Angle = 5  
 Output specifications shown for 2700K CCT and matte black exterior with matte white interior finish for vertical plane through 0-180 degree horizontal angles.  
 Other CCTs and material finishes may cause output specifications to vary.

**VERAM 24**



Maximum Candela = 354.33.71, Located at Horizontal Angle = 10, Vertical Angle = 5  
 Output specifications shown for 2700K CCT and matte black exterior with matte white interior finish for vertical plane through 0-180 degree horizontal angles.  
 Other CCTs and material finishes may cause output specifications to vary.

## FINISHES



walnut (CM-001)



dark stained walnut (CM-002)



white washed oak (CM-095)




matte black (CM-085) with matte white interior



brushed aluminum (CM-012)




brushed rose gold (CM-046)



brushed brass (CM-047)



distressed brass (CM-096)



gloss white (CM-054)