

CRYST RAMA



1958

95 Cantiague Rock Road, Westbury NY 11590

ph:516.931.9090 fax: 516. 931.1254

info@crystorama.com www.crystorama.com

MODEL#:4452

ASSEMBLY AND DRESSING INSTRUCTIONS

WARNING:



Electrical Danger

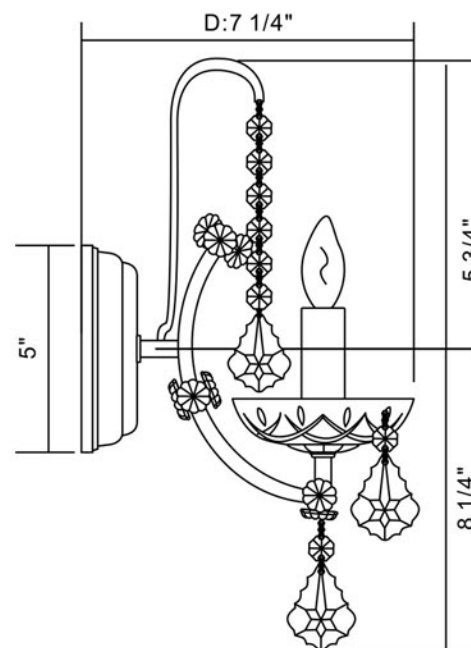
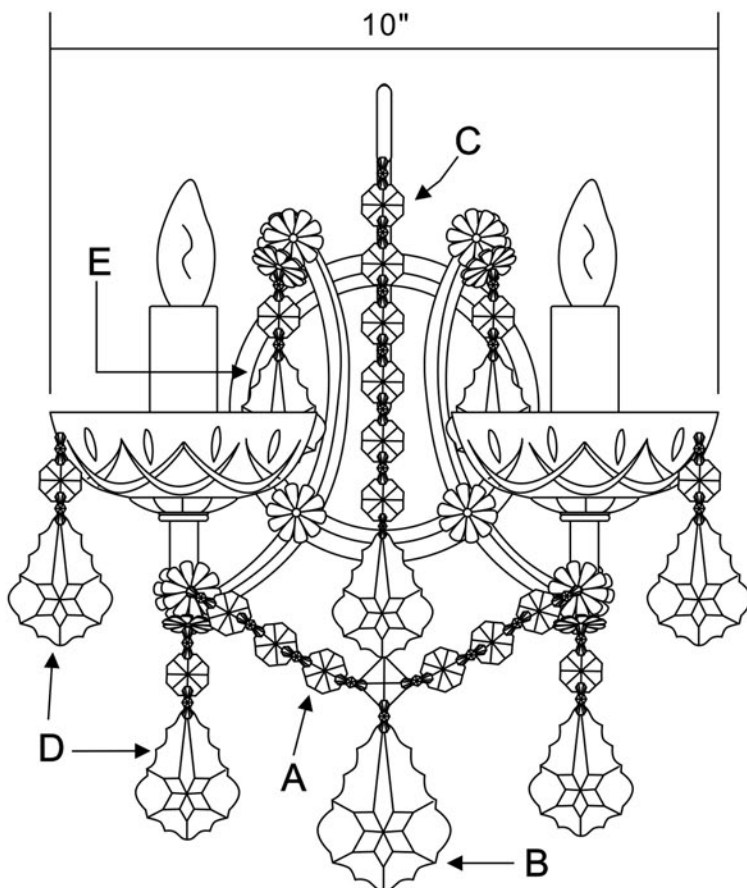



Turn Power Off

All electrical components must be installed by a licensed electrician in accordance with the National Electric Code and the appropriate local electrical codes.



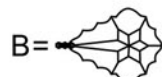
1 Bobeche with
(4) "D" Trim.



You will need 2 - Cand.Bulb
40 Watts Recommended
60 Watts Max
Bulb not included.



A= (6 Jewels Strand + 1 Square 3 Holes)*1pc



B= (20/64-2.5" --No Jewels)*1pc



C= (6 Jewels + 1x 20/50-2") *1pc



D= (20/50-2") *10pcs



E= (20/38-1.5") *2pcs

