



DUNE

FR30203BNG

MEDIUM SEMI-FLUSH MOUNT

Dune's bohemian chic design showcases strands of soft white sea glass combined with a Burnished Gold finish. The designs blend a sophisticated silhouette with organic elements inspired by sun and surf. Dune infuses any space with a timeless, mesmerizing elegance.



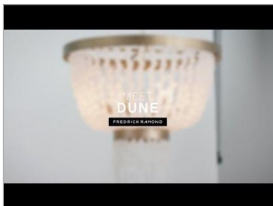
DETAILS	
FINISH:	Burnished Gold
MATERIAL:	Steel
GLASS:	Sea Glass

DIMENSIONS	
WIDTH:	16"
HEIGHT:	14"
WEIGHT:	15.8lb

LIGHT SOURCE	
LIGHT SOURCE:	Socket
WATTAGE:	4-60w Cand.
VOLTAGE:	120v

MOUNTING	
CANOPY:	6.5" Dia.

SHIPPING	
CARTON LENGTH:	27
CARTON WIDTH:	11
CARTON HEIGHT:	27
CARTON WEIGHT:	50.6



PRODUCT DETAILS:

- Suitable for use in dry (indoor) locations as defined by NEC and CEC. Meets United States UL Underwriters Laboratories & CSA Canadian Standards Association Product Safety Standards
- Chic, modern design with refined details adds a fresh, minimalist elegance
- Luxurious gold finish with opulent sheen

HINKLEY

HINKLEY
33000 Pin Oak Parkway
Avon Lake, OH 44012

PHONE: (440) 653-5500
Toll Free: 1 (800) 446-5539

hinkley.com