



Series	Elite
Material	16 Gauge, Type 304 stainless steel
Installation Type	Apron front
Configuration	Double bowl
Finish	Soft satin brushed finish
Overall Dimensions	36" x 22 1/2"
Bowl Dimensions	16 3/8" x 18" x 10"
Drain Size	3 5/8"
Finish Available	Stainless Steel
Minimum cabinet size	36"
Template Included	Yes
Clips Included	Yes
Drain Locations	Rear
Accessories Included	Strainer (x2) and Bottom grid (x2)

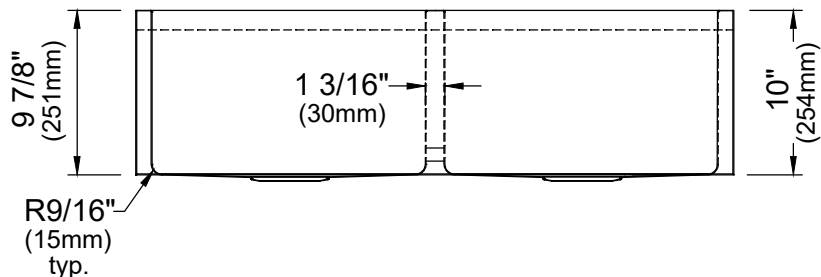
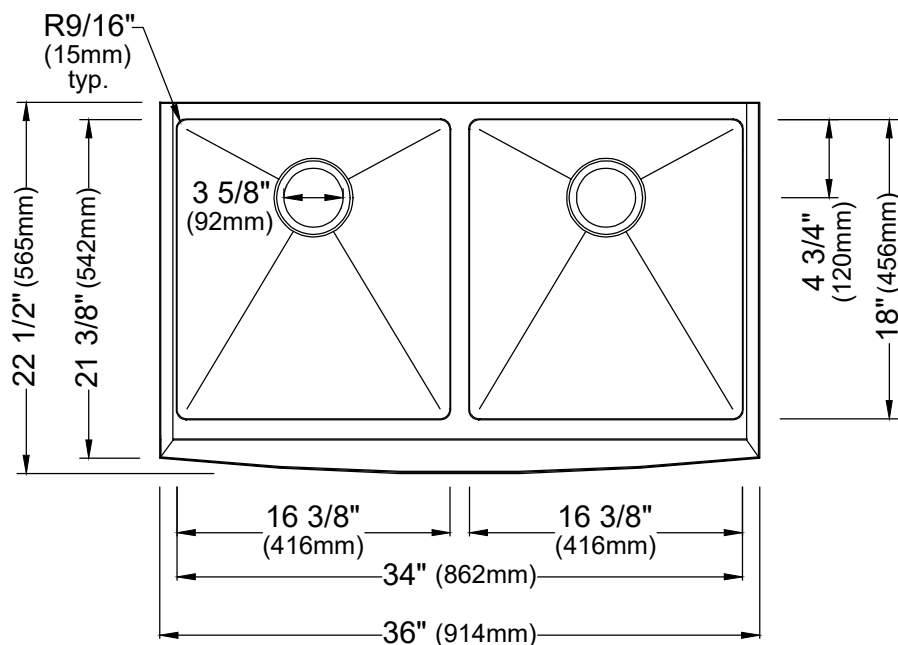


ACCESSORY
Strainer - L-1 x2
Bottom Grid - GR-3213 x2

#### Stocked Color Options



Stainless Steel



Listing and certifications:  
cUPC

Limited lifetime warranty