




ASSEMBLY INSTRUCTION FOR ACME FURNITURE

MODEL # 04164/21705/22705(3A)

Thank you for purchasing the quality product. Be sure to check all packing material carefully for small parts which may have come loose inside the carton during shipment. Separate, identify and count all parts and metal hardware. Compare with all parts list to be sure all parts are present. If any part(s) are missing or damaged, please contact your local furniture dealer. For efficient and speedy service, please indicate the model number and code letter of part(s) needed.

Do not fully tighten screws until fully assembled

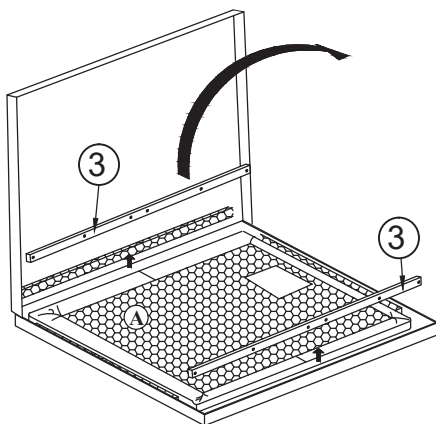
COMPONENT PARTS		
DESCRIPTION	PART NAME	Q'TY (PCS)
①	MIRROR 	1
②	DRESSER 	1
③	MIRROR SUPPORT 	2

HARDWARE REQUIRED (BOX OF HEADBOARD)

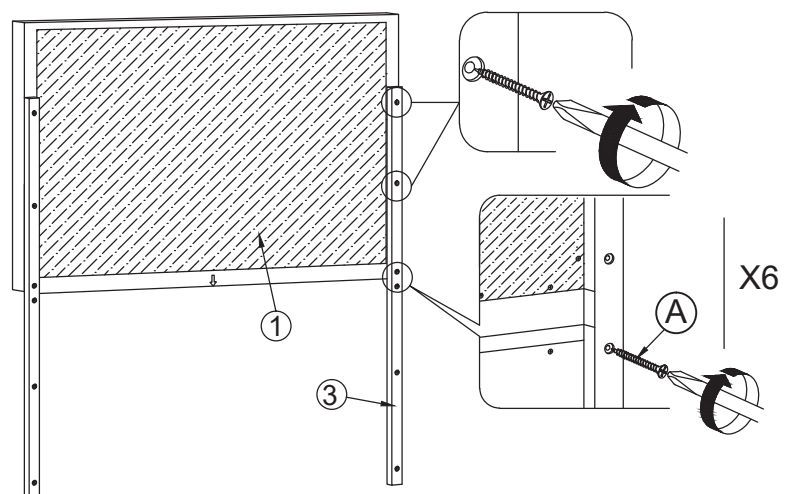
Ⓐ  FLATHEAD CHIPBOARD SCREW 5/32" x 1 2/8" - 12 PCS

How to assemble:

Step 1:



Step 2:

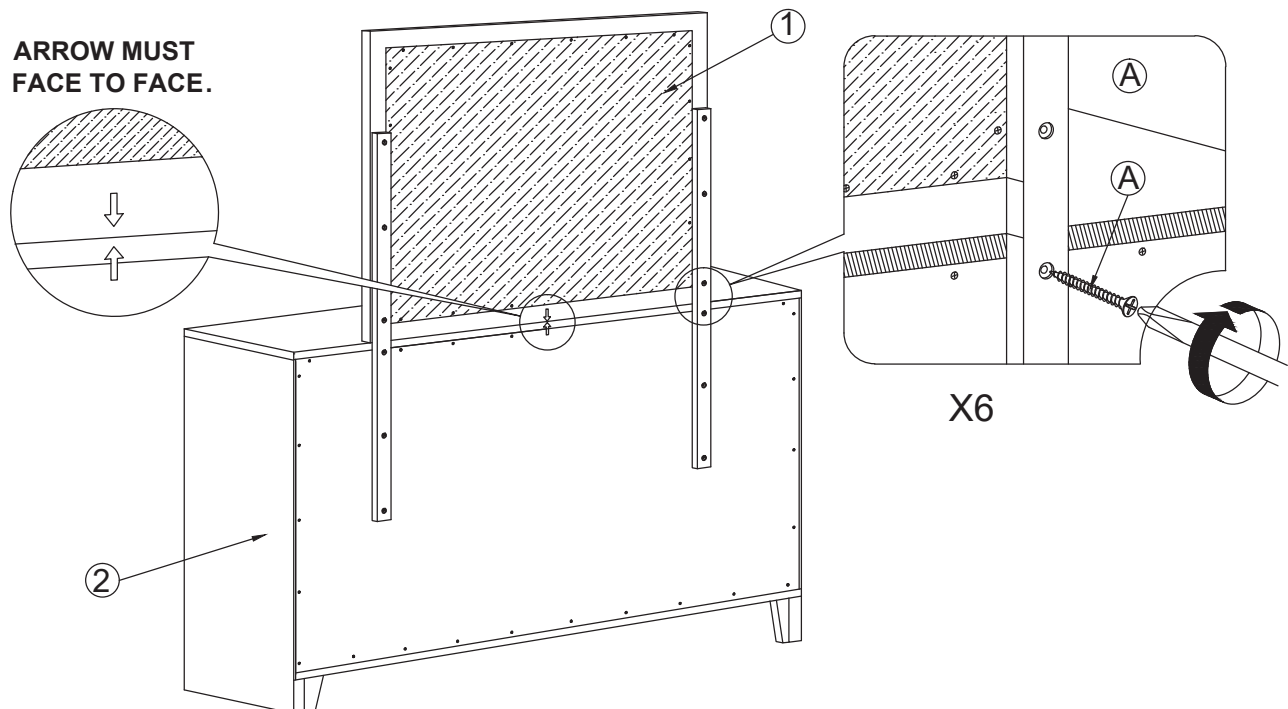


Attention:

*** Some number parts listed in the instruction sheet may not be in parts bags as they already be assembled. Carefully check parts and packing materials prior to ordering replacements.

How to assemble:

Step 3:



Step 4: COMPLETE

