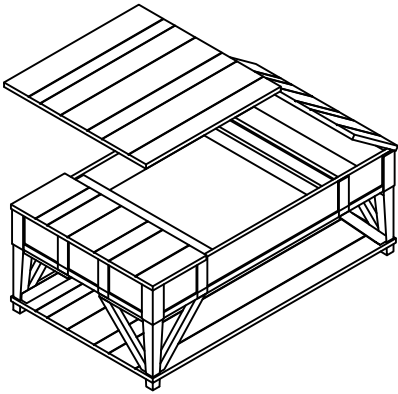
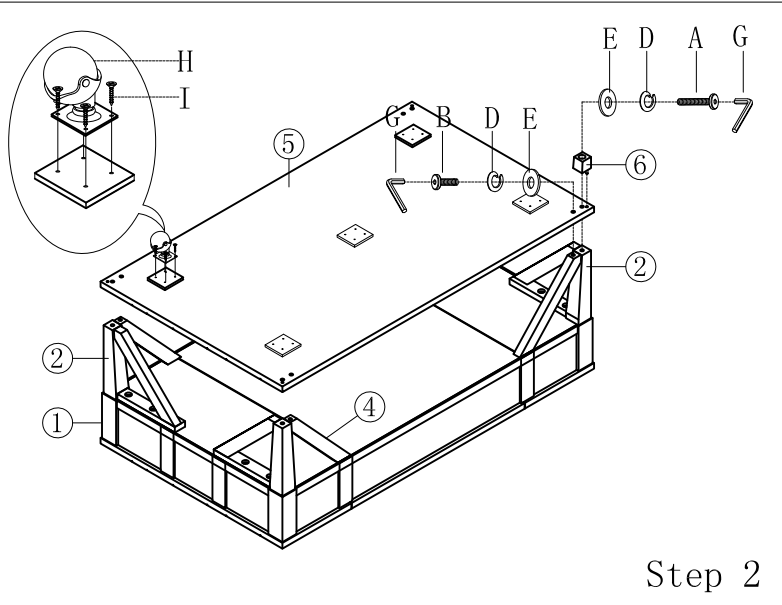
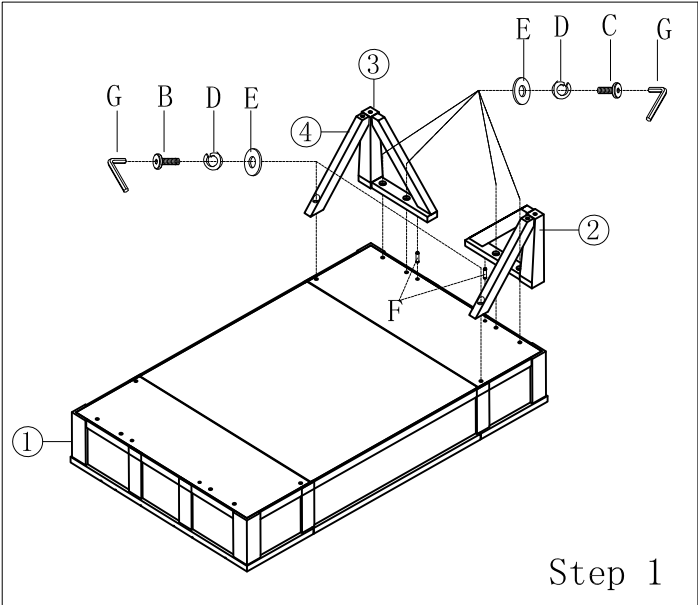

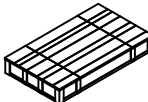







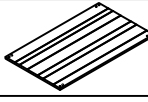







ASSEMBLY  
INSTRUCTIONS

ITEM NO.: T425-14 Rect Lift Table

Thank you for purchasing this quality product. Be sure to check all packing materials carefully for small parts may have come loose inside the cartan during shipment, clarify and count all parts and compare with the parts list below. Do not completely tighten until the item has been fully assembled.



HARDWARE LIST					PARTS LIST				
A		BOLT	ø5/16"*2-1/2"L	4PCS	1		TOP ASSEMBLY	1PC	
B		BOLT	ø5/16"*1-1/2"L	8PCS			RIGHT LEG	2PCS	
C		BOLT	ø5/16"*1"L	8PCS			LEFT LEG	2PCS	
D		LOCK WASHER	ø5/16"*12mm	20PCS			STRETCHER	4PCS	
E		FLAT WASHER	ø5/16"*16mm	20PCS			SHELF	1PC	
F		WOOD PLUG	ø8*25mm	4PCS					
G		ALLEN WRENCH	5 mm	1PC					
H		CASTER	2"	5PCS		6		FOOT	4PCS
I		SCREW	#8*3/4"	20PCS					

Cleaning Instruction: Clean the table surface with a furniture polish and a soft cloth.

Made In China