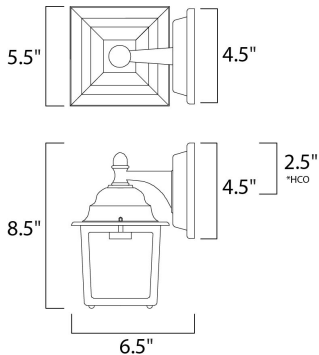




#### PRODUCT DESCRIPTION

Maxim Lighting's commitment to both the residential lighting and the home building industries will assure you a product line focused on your basic lighting needs. With the Builder Cast collection you will find quality lighting that is well designed, well priced and readily available.



\*height from center of outlet to the top of the fixture






#### MEASUREMENTS

DIMENSION : 5.5" W x 8.5" H x 6.5" Ext  
 BACK PLATE : 4.5" W x 4.5" H x 2.5" HCO  
 HANGING WEIGHT : 1.78 lb

#### LAMPING

INPUT VOLTAGE : 120V  
 BULB : 1 x 60W Incandescent E26 Medium , 60W Total  
 BULB INCLUDED : (Not Included)  
 DIMMABLE : Yes

#### FINISHES OPTION

-  Black
-  Empire Bronze
-  Pewter
-  Rust Patina
-  White

#### GLASS

Clear CL

#### MATERIAL

Die Cast Aluminum

#### RATINGS

cETLus  
 Wet Location



#### ADDITIONAL

OPERATING TEMPERATURE:  
 -20°C (-4°F), 40°C (104°F)

Always consult a qualified electrician before installing any lighting product.



**WESTERN DISTRIBUTION CENTER (HEADQUARTER)**  
 253 NORTH VINELAND AVE | CITY OF INDUSTRY, CA 91746  
**EASTERN DISTRIBUTION CENTER**  
 4200 SHIRLEY DR. | ATLANTA, GA 30336  
 P. 626.956.4200 | F. 626.956.4225 | maximlighting.com