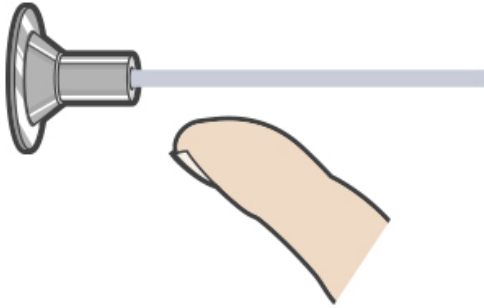
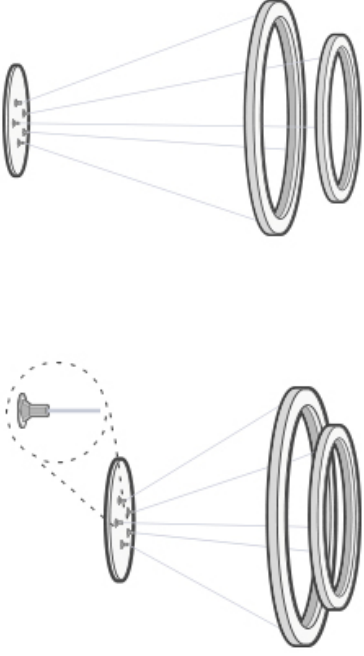


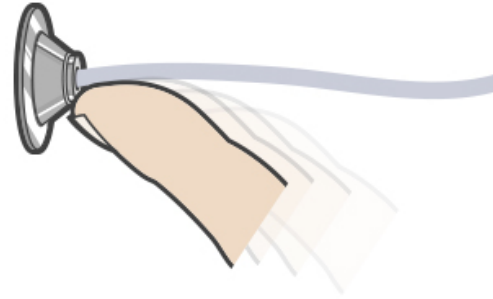
UNLEASH YOUR CREATIVE

This chandelier is outfitted with easy-to-use locking pins which allow you to change the height of the fixture at any time after the fixture has been installed. This not only makes installation a breeze, but allows you to get creative. Raise or lower just one side, or find that perfect height for your room. It's as easy as just two steps:



STEP 1

Using the tip of your finger or fingernail, depress the pin into the ceiling canopy. This will release the cable locking mechanism.



STEP 2

While holding the pin in place, simply pull down (or push up) on the cable. Repeat this for each cable to raise and lower the height of the fixture.

