



Barrington™ Comfort Height®

Pressure Lite® Toilet
K-3578-RA

Features

- Vitreous china.
- Elongated bowl.
- Comfort Height®.
- Equipped with Sloan FLUSHMATE®— Sloan® Valve Company.
- Polished chrome trip lever.
- Rear outlet.
- Less seat and supply.
- 4" (102 mm) rough-in.
- 1.0 gpf (3.8 lpf).
- 12" (305 mm) x 10" (254 mm) water area.
- 31" (787 mm) x 21-1/4" (540 mm) x 31-1/4" (794 mm).

Recommended Products/Accessories

K-4652 Lustra™ Quick-Release™ Elongated Toilet Seat
K-4652-A Lustra™ Quick-Release™ Elongated Toilet Seat
K-7637 Angle Supply with Stop (single)
K-4636 Cachet® Quiet-Close™ Elongated Toilet Seat
K-5588 Purefresh® Elongated Toilet Seat
K-4108 C3®-230 Elongated Cleansing Toilet Seat
K-5420 Low-Profile Bolt Caps

Included Components

Product consists of:

K-4305 Toilet Bowl
K-4484-RA Toilet Tank

Additional Components:

Bolt cap accessory pack
Floor screws and bolt caps
Tank accessory pack
Tank cover
Trip lever



ADA CSA B651 OBC

Codes/Standards





ASME A112.19.2/CSA B45.1
DOE - Energy Policy Act 1992
EPA WaterSense®
ADA
ICC/ANSI A117.1
CSA B651
OBC

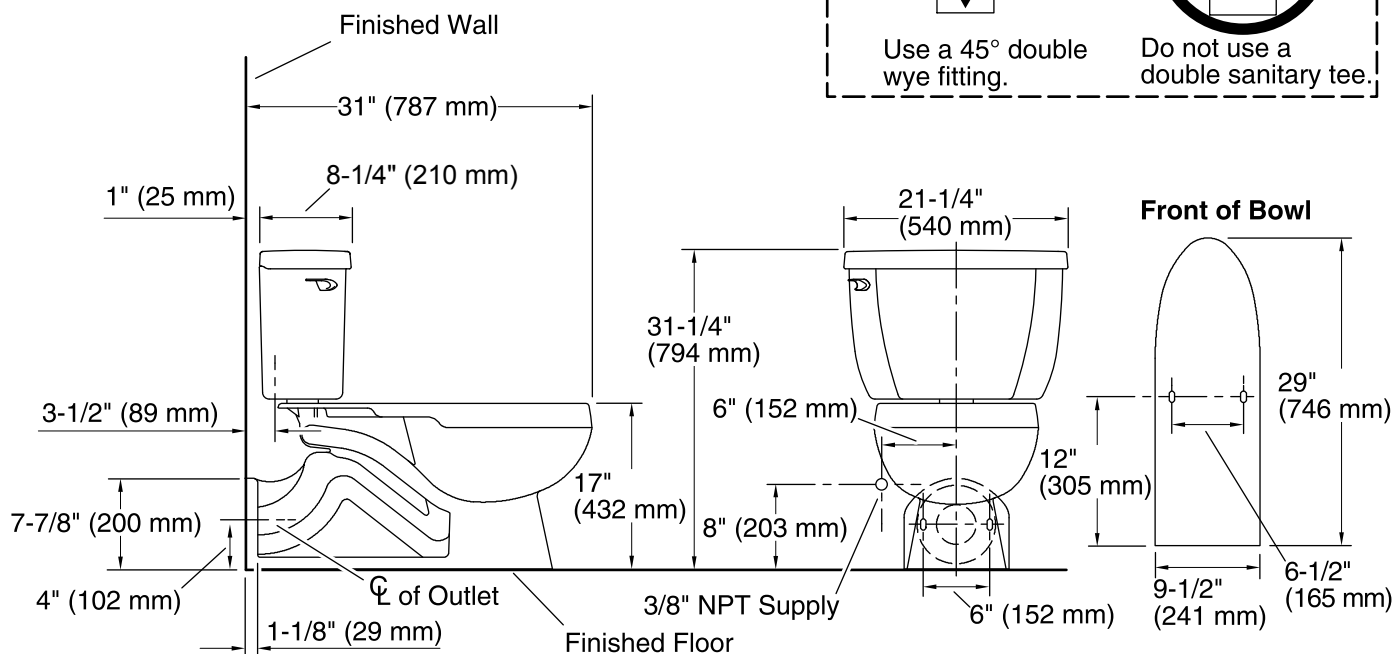

KOHLER® One-Year Limited Warranty

See website for detailed warranty information.

Available Colors/Finishes

Color tiles intended for reference only.

Color	Code	Description
	0	White
	96	Biscuit
	47	Almond
	7	Black Black™



Technical Information

All product dimensions are nominal.

Toilet type:	Two-piece, Floor-mount
Waste Outlet:	Wall
Bowl shape:	Elongated
Flush type:	Pressure Assisted
Trap passageway:	2-1/8" (54 mm)
Water surface size:	12" x 10" (305 mm x 254 mm)
Rim to water surface:	5-7/8" (149 mm)
Rough-in:	4" (102 mm)
Seat-mounting holes:	5-1/2" (140 mm)

Fixture Supply Requirements

Min static pressure:	35 psi (241.3 kPa)
Max static pressure:	80 psi (551.6 kPa)

Notes

Install this product according to the installation instructions.

For back-to-back toilet installations: Use only a 45° double wye fitting.

ADA, OBC, CSA B651 compliant when installed to the specific requirements of these regulations.

Plumbing codes may require elongated toilets and elongated, open-front seats in public bathrooms.

Accessibility standards may require controls to be located on the open side of the toilet.