

Limited Warranty Information

Thank you for choosing an Alpine product! We aim to please with our wide range of products including Fountains, Birdbaths, Statuary, Pond Supplies & More. All of our products are constructed from the highest quality materials. In the event that we have not achieved our usual standard of excellence, we will repair or replace, at our discretion, within the warranty period. A valid proof of purchase, with the purchase date clearly indicated, must be provided. Photos of defective merchandise will also be required to help distinguish the actual cause of the defect. Please read below for a detailed description of warranty coverage.

- **Water Damage**

Alpine products are not manufactured to withstand extreme temperatures. Improper storage that allows water to freeze within a product may cause damage and is considered negligence and will, therefore not be covered under this warranty. The use of "hard water" and/or caustic cleaners can affect the paint or other finishes. Failure to keep the unit clean, and use of such additives/cleaners, will also void the warranty. Please note: for fountains, it is normal for some splashing to occur and protecting the immediate surfaces is not the responsibility of Alpine Corporation

- **Paint & Color (Retention and/or Loss)**

The use of water will cause natural erosion to the color. This area can be touched up using standard paint. The paint is designed to protect the entire finish against breakdown of color. As with any product, all finishes with time will gradually fade and discolor. The warranty will only cover against severe or complete fading within the first year from date of purchase with the above exclusion.

- **Procedure/Service**

Should a warranty/claim be needed, you should contact the retailer from whom you purchased the product. If that is not an option, you can contact Alpine Corporation at www.alpine4u.com. When contacting Alpine Corporation, you must be prepared to show proof of purchase, provide photographs and any other information needed to validate your claim. This may be necessary to distinguish between a partial or complete replacement of a defective product. The warranty does not cover any items with multiple parts; the warranty will ONLY cover the individual component of the unit/item that may be defective. Replacement parts can be made available to a consumer through the original selling party, or an approved parts retailer. If this is not an option, contact our customer service department. Item is covered under one year limited warranty from the date of purchase. When requesting replacement parts due to a warranty claim after 30 days of purchase, credit card information will be requested for shipping charges.

- **Not Covered Under Warranty**

The limited warranty will NOT cover cases of damages due to

1. Damages caused in Transit
2. Inadequate care and/or neglect
3. Environmental and/or natural elements
4. Immersion in water, unless specified
5. Improper Installation/Storage and/or Maintenance

This warranty is void if the product has been damaged by accident, misuse, negligence, improper installation and/or modifications have occurred. This includes any and/or all defects arising out of freezing water damage, hard water damage, failure to keep the unit clean and free of harmful additives such as bleach, chlorine, etc.... which affects the paint and/or parts. This warranty also does not cover any additional charges or installation, removal, disposal and/or shipping costs or consequential damage associated with any warranty claim



PL102T 60 Watt Transformer w/ Photo Cell and Timer



Using Your Outdoor Low Voltage Transformer Product

Unpack all components carefully. Please check to ensure all parts have been removed from the packaging.

The photo timer sensor (PTS) can be installed for 60W 12VAC transformer for garden light use. Our product is engineered to meet the highest standard of functionality and design. Its simple structure enables users to operate it easily. It is a functional and intelligent photo time sensor.

- 1: Used for input power 120VAC 60Hz. Bulb must be at 12VAC.
- 2: Adjust the time rotary control switch, please see Fig 4.

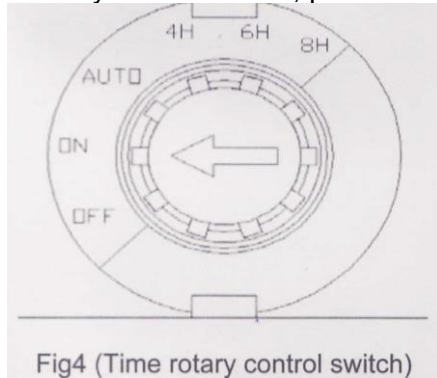


Fig4 (Time rotary control switch)

You can choose from either of the following settings:

- **OFF:** Power off, Bulb will not light.
- **ON:** Power on, Bulb will always light.
- **AUTO:** Bulb will automatically light when sensor detects dark environment.
- **4H:** Bulb will automatically light when sensor detects dark environment and will turn off after four (4) hours.
- **6H:** Bulb will automatically light when sensor detects dark environment and will turn off after six (6) hours.
- **8H:** Bulb will automatically light when sensor detects dark environment and will turn off after eight (8) hours.

- 3: If bulb does not light up, check the circuit breaker.
- 4: Should a short circuit occur, the secondary breaker will trip and shut off the system. Remove the cause of the shutdown and wait 4 minutes. Then reset the breaker by pressing the 'Circuit Breaker' button.
- 5: Supports bulbs up to 60 watts (do not exceed 60VA).
- 6: Cold and heat resistant at ambient temperature between 14°F to 104°F (-10°C to 40°C).



Fig1

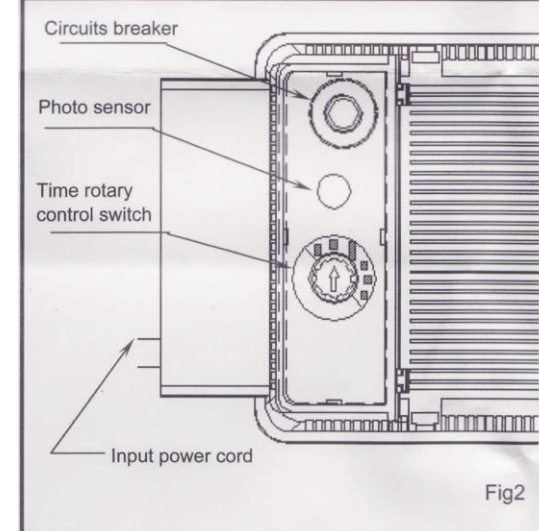


Fig2

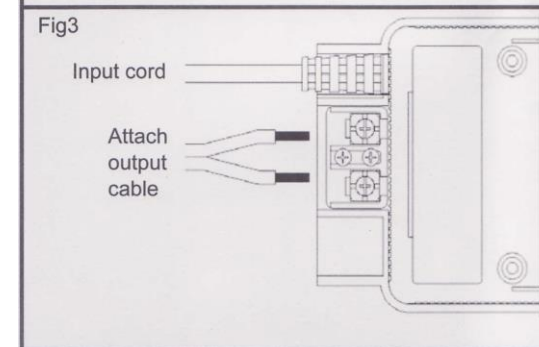


Fig3