


Chair Assembly Instructions

Your chair comes packaged in one box.

DO NOT use any sharp objects to open plastic wrapped components as damage to product or components may result.

Carefully remove all of the components from the packaging and set aside for assembly. Assemble on a soft surface to prevent scratching the finish.



Parts List

A 1 x Seat Back



B 1 x Seat



C 2 x Front Legs



D 2 x Back legs

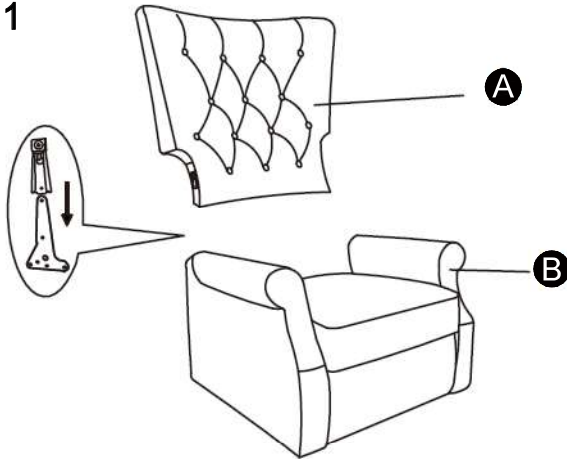


E 4 x Washers

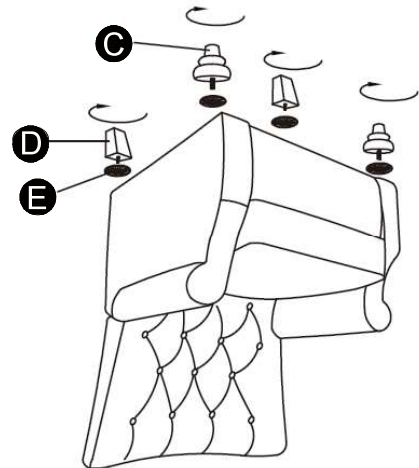


Assembly


Step 1



Step 2



Step 3



Your chair style may differ from images. Care for your furniture by periodically tightening all legs.

One Year Warranty: The furniture is warranted against defects in workmanship and materials. Items covered would be seam slippage, frame structural integrity, fit and finish of parts. Items not covered would be product abused by the user, normal wear and tear, stains or discoloration due to use, damage in any transportation. Softening of foam is considered normal wear and tear and is not covered by warranty. Warranty is for PARTS ONLY and does not include transportation and labor costs associated with any warranty claim.

CAUTION: Tighten all components securely before use. Failure to do so may result in personal injury.

Customer Support: 866-238-0531
Mon-Fri 8:00am - 4:30pm CST
customerservice@furniturequestions.com