

ASSEMBLY INSTRUCTION FOR ACME FURNITURE










MODEL# BD02352EK









Thank you for purchasing this quality product. Be sure to check all packing material carefully for small parts which may have come loose inside the carton during shipment. Separate, identify and count all parts and hardware. Compare with the parts list to be sure all parts are present.

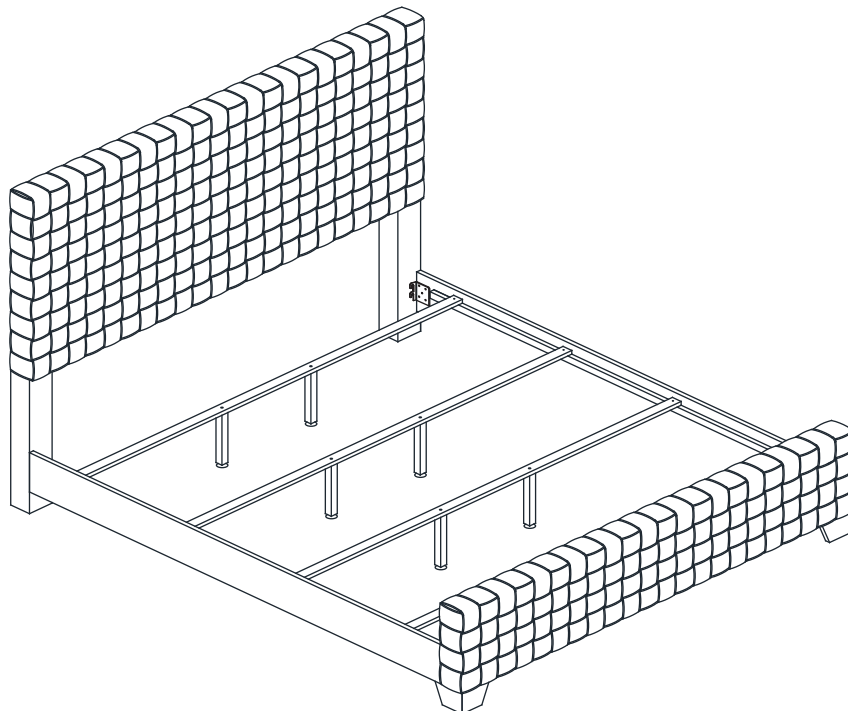
"DO NOT TIGHTEN SCREWS UNTIL COMPLETELY ASSEMBLED"

IMPORTANT:

PLEASE READ INSTRUCTION BEFORE STARTING THE ASSEMBLY

HARDWARE LIST				
ITEM	DESCRIPTION	DRAWING	SIZE	QTY
A	JCBB SCREW		M8 X 20MM	8PCS
B	JCBC SCREW		M6 X 35MM	10PCS
C	JCBC SCREW		M6 X 50MM	6PCS
D	WOOD DOWEL		M8 X 30MM	2PCS
E	SPRING WASHER		M6 X 12MM	8PCS
F	FLAT WASHER		M6 X 19MM	8PCS
G	CSK SCREW		M4 X 32MM	8PCS
H	L - KEY		M4 X 100MM	1PC
I	L - KEY		M5 X 65MM	1PC

PART LIST			
ITEM	DESCRIPTION	DRAWING	QTY
1	HEADBOARD		1PC
2	HEADBOARD LEG WITH LABEL "R"		1PC
3	HEADBOARD LEG WITH LABEL "L"		1PC
4	FOOTBOARD		1PC
5	FOOTBOARD LEG		2PCS
6	SIDE RAIL L/R		2PCS
7	SLAT		4PCS
8	SUPPORT LEG WITH ADJUSTABLE FEET		8PCS



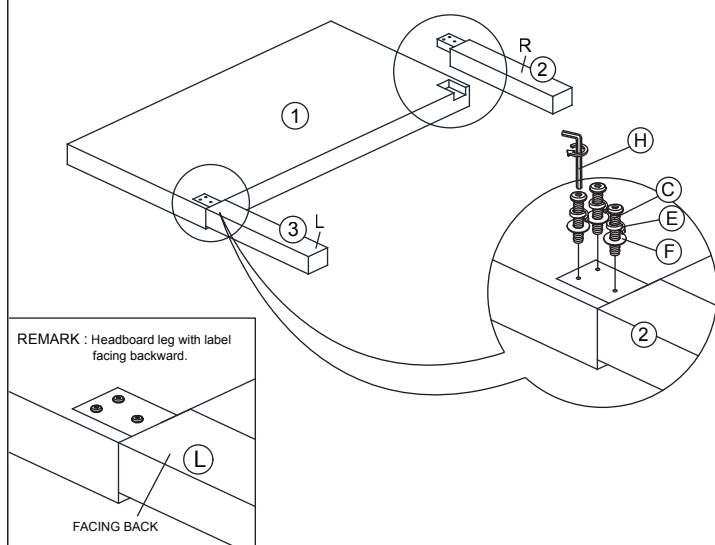
ATTENTION

*** Some number parts listed on the instruction sheet may not be in parts bag as they may already be assembled. Carefully check parts and packing materials prior to ordering replacements.

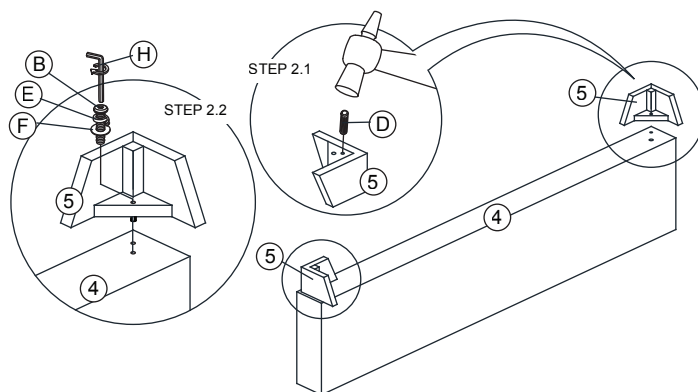
ASSEMBLY INSTRUCTION FOR ACME FURNITURE

MODEL# BD02352EK

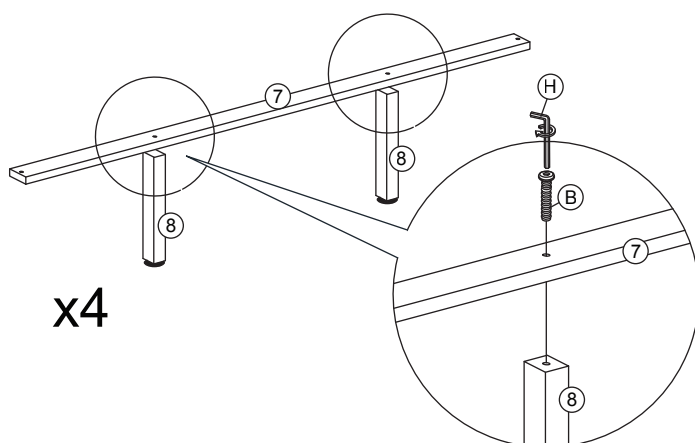
STEP 1



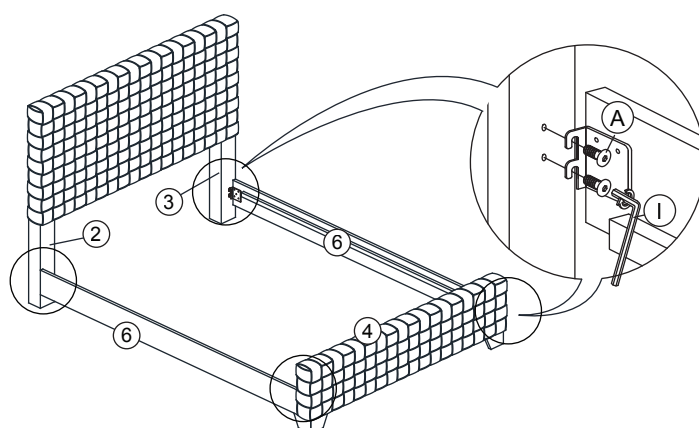
STEP 2



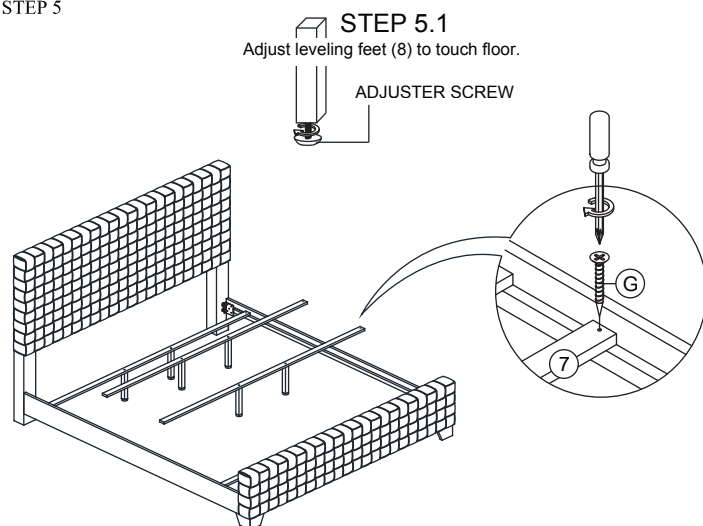
STEP 3



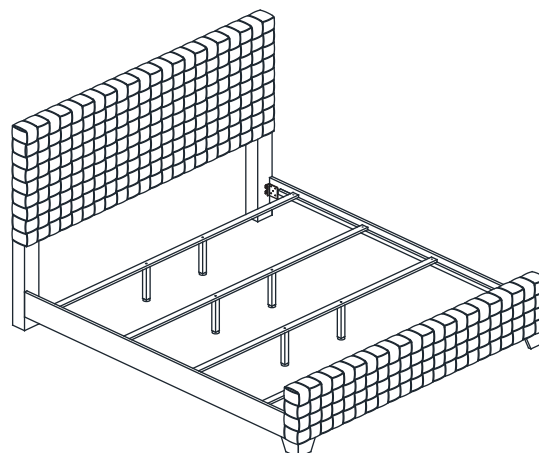
STEP 4



STEP 5



STEP 6



ASSEMBLY
COMPLETED