


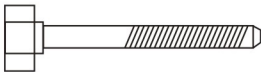
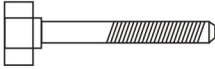

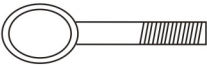

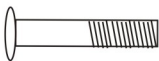
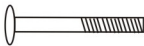
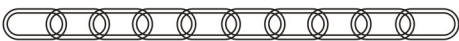










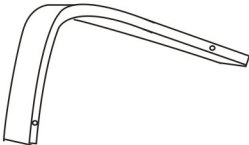
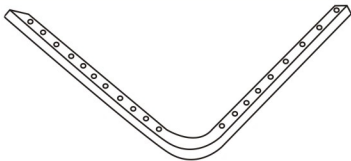




Thank you for choosing Sunnydaze Décor. If you have any questions, comments or concerns please feel free to contact us by phone at: 888-881-4668, by email: customerservice@serenityhealth.com, or you could also email us via our contact us page at: www.SerenityHealth.com/contact-us/.

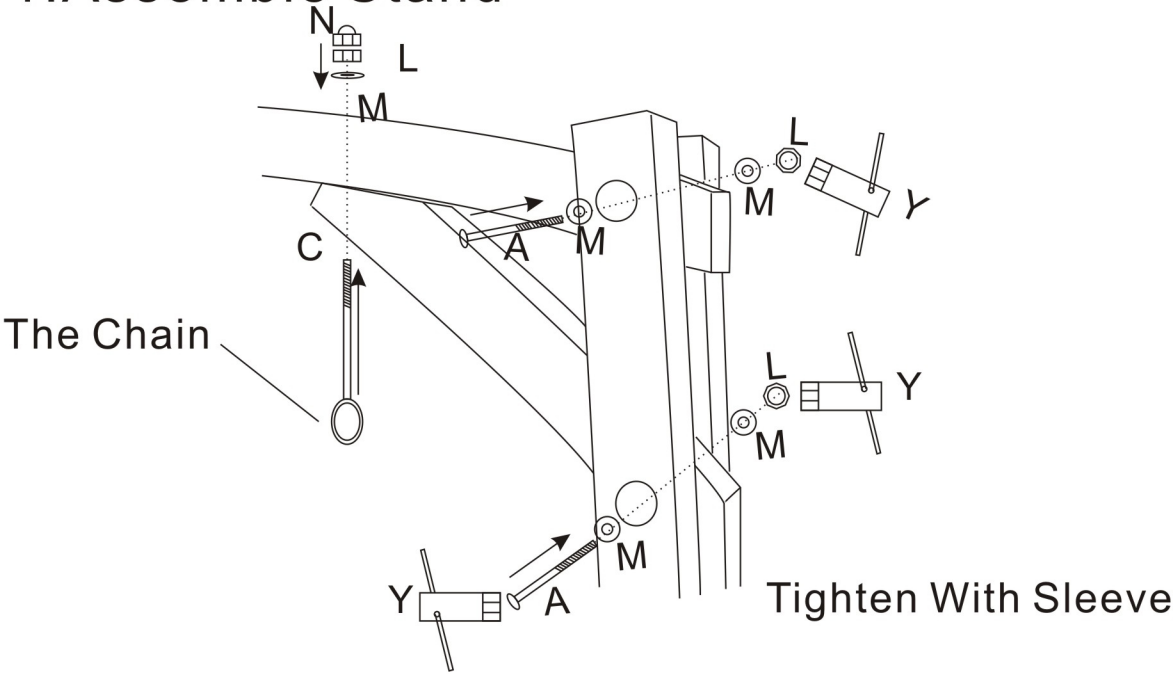
We stand behind our brand and the quality of the items we sell. We will send new parts, or replace products at our discretion within the one year warranty period. Before we can help, you will need to provide proof of purchase with the date of purchase and photos of the defective merchandise. We will use the photos to determine the cause of defect and for future quality control.



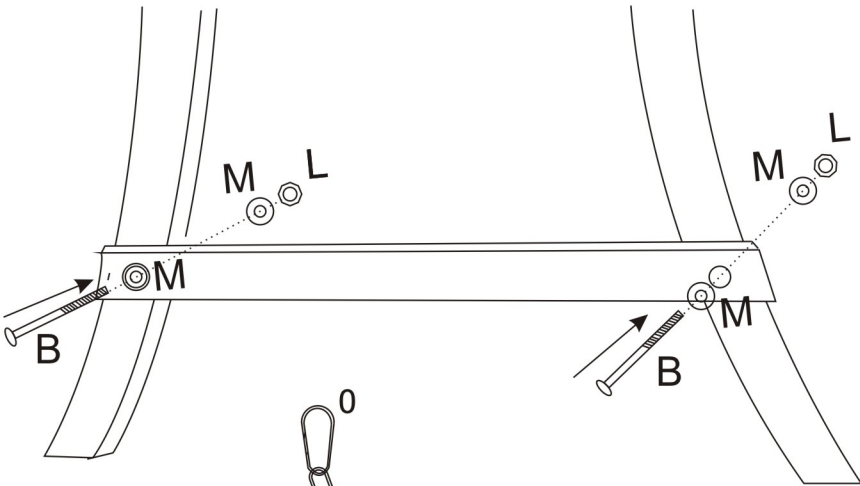
ASSEMBLY INSTRUCTION

PARTS	PATTERN	DESCRIPTION	SIZE	QTY
A		Bolt	10*170CM	4
B		Bolt	10*80CM	4
C		Eye Bolt	10*120CM	2
D		Eye Bolt	10*60CM	4
E		Bolt Cap		4
F		Thread Bolt	8*90CM	4
G		Thread Bolt	6*45CM	36
J		Chain		2
K		Chain		2
L		Nut		14
M		Washer		22
N		Nut		4
O		Hook		2
P		Arch Leg		4
Q		Arch Connect		1
R		Arch Stop		2
S		Straight Stop		2
T		Chair Stop		19
W1		Handrail		2
W2		Chair support		2
X		Allen Wrench		3
Y		Wrench, Handle		2

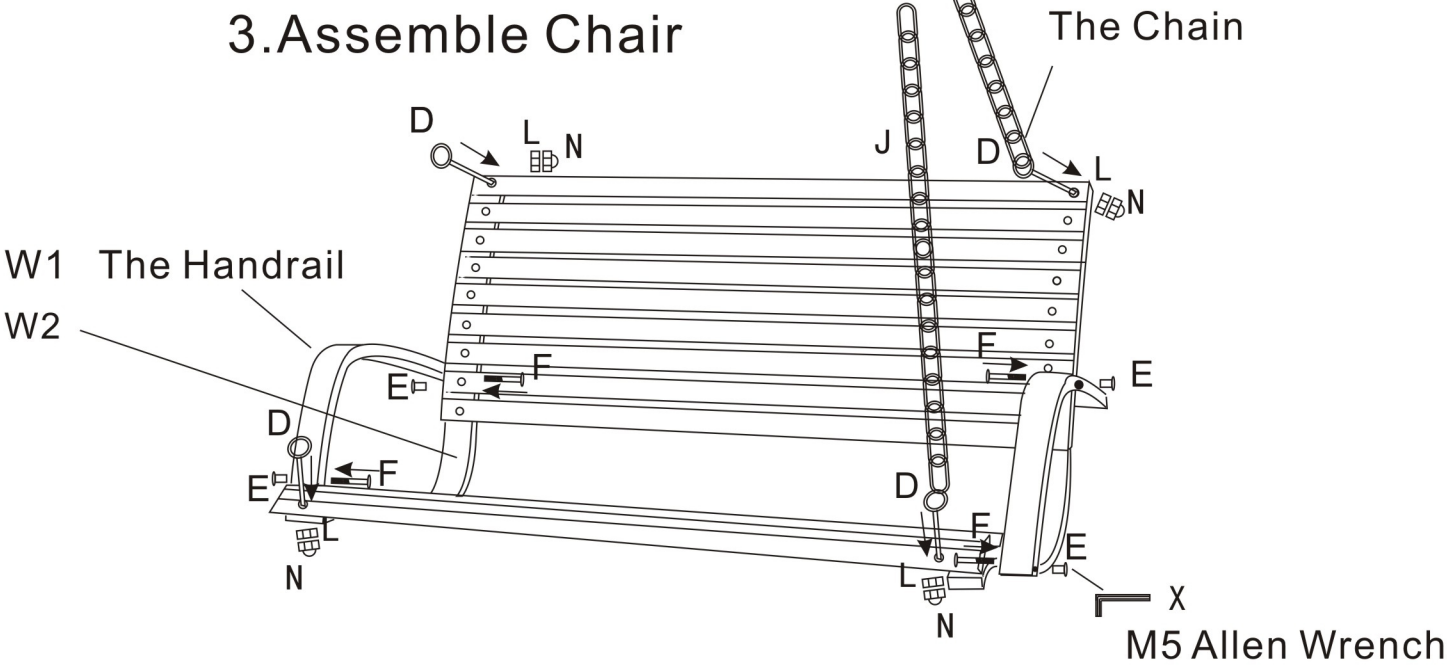
1.Assemble Stand



2.Assemble Stand



3.Assemble Chair



Assemble Back Of Chair

