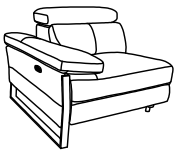
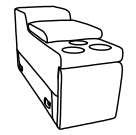

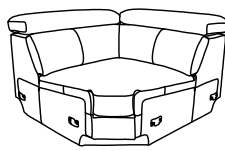
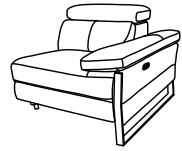





# Assembly Instruction

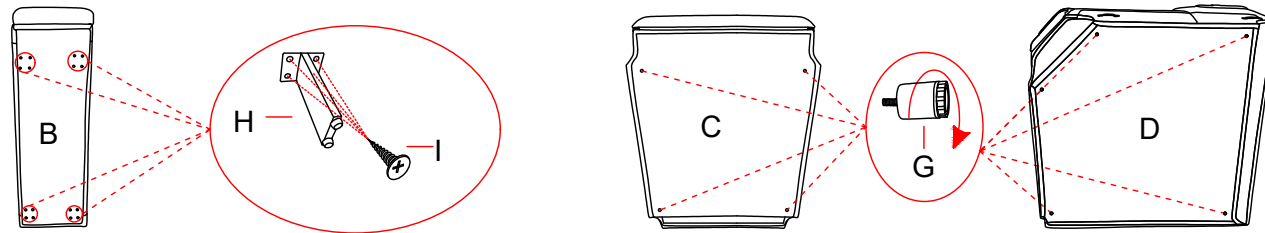
Thank you for purchasing this quality product! Make sure all components and small hardware parts are included in the package before you start to assemble the product.

MODEL: 1246-8.2U

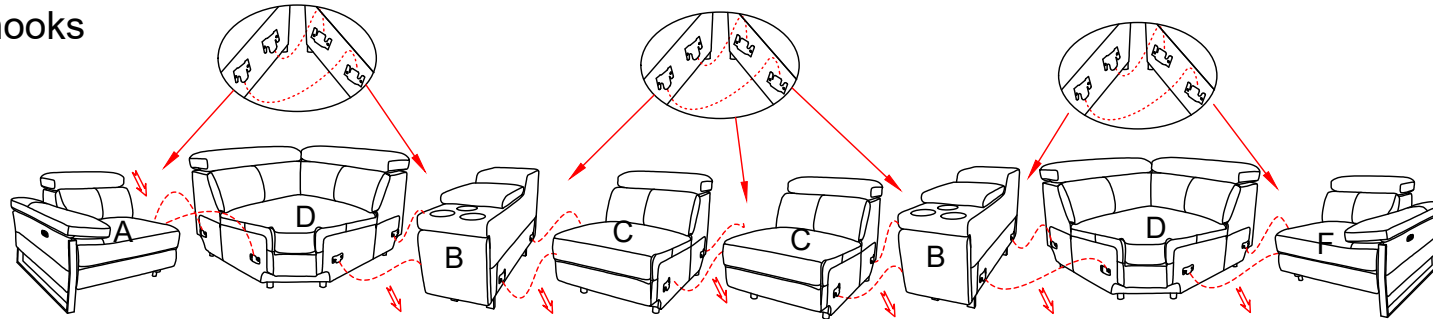
## Components List

<b>A</b>  X1	<b>B</b>  X2	<b>C</b>  X2	<b>D</b>  X2	<b>F</b>  X1	<b>G</b>  X18	<b>H</b>  X8	<b>I</b>  X32
---	---	---	--	---	--	---	--

## Step 1 Install legs.



## Step 2 Assemble hooks



## Step 3 Finished

