

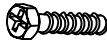




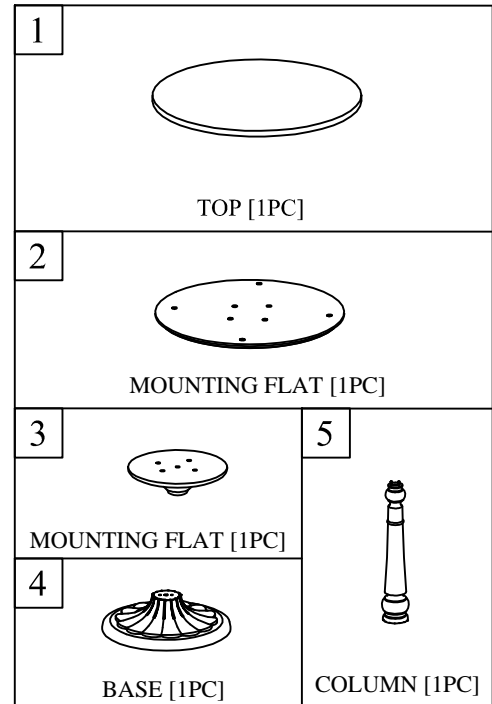


ASSEMBLY INSTRUCTION

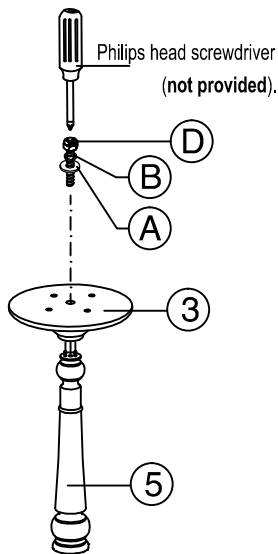
ITEM: 5180-90015; 5280-90015
ROUND BED SIDE TABLE

Thank you for purchasing this quality product. Be sure to unpack material carefully for small parts which may have come loose during shipment. Identify and count all parts and compare with the Part-List below. Read all instruction and study the drawing carefully before starting the assembly process:

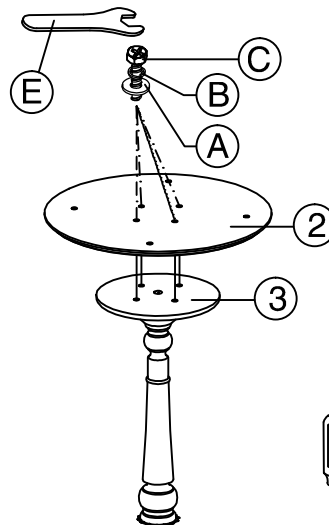
HARDWARE PART				
A		FLAT WASHER	Ø 5/16"	10Pcs
B		LOCK WASHER	Ø 5/16"	10Pcs
C		HEX HEAD BOLT	Ø 5/16"x1"	8Pcs
D		HEX HEAD BOLT	Ø 5/16"x3"	2Pcs
E		WRENCH	12mm	1Pc



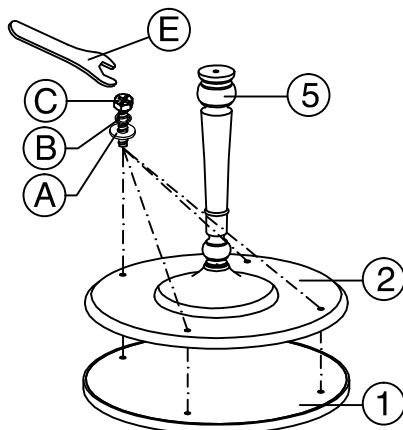
STEP 1




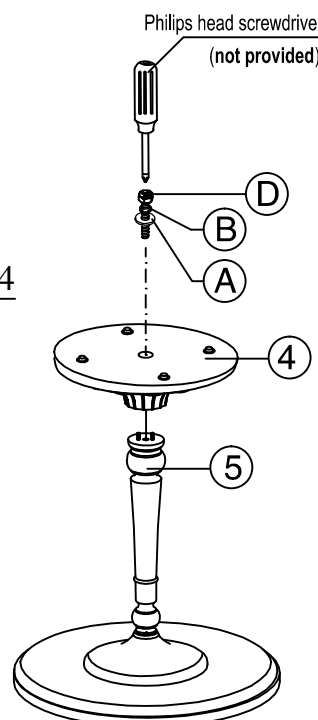
STEP 2



STEP 3



STEP 4



Can be adjusted by using 4 levelers

MADE IN VIETNAM