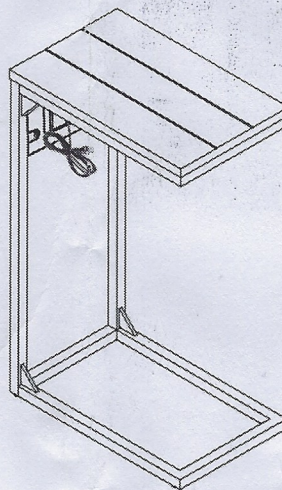


CAROLINA FORGE

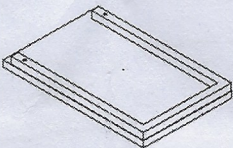

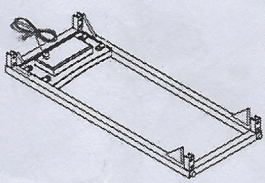


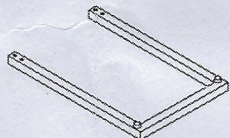

Assembly Instructions


Item # CF1610 USB

Lap Top Table



Thank you for purchasing a Carolina Forge company product. This product has been designed for easy assembly and is constructed for durability. Please take the time to read and follow the assembly instructions carefully. If a part or hardware is missing or you have any difficulties in assembling this product, please contact us Toll Free 1-800-228-3876.

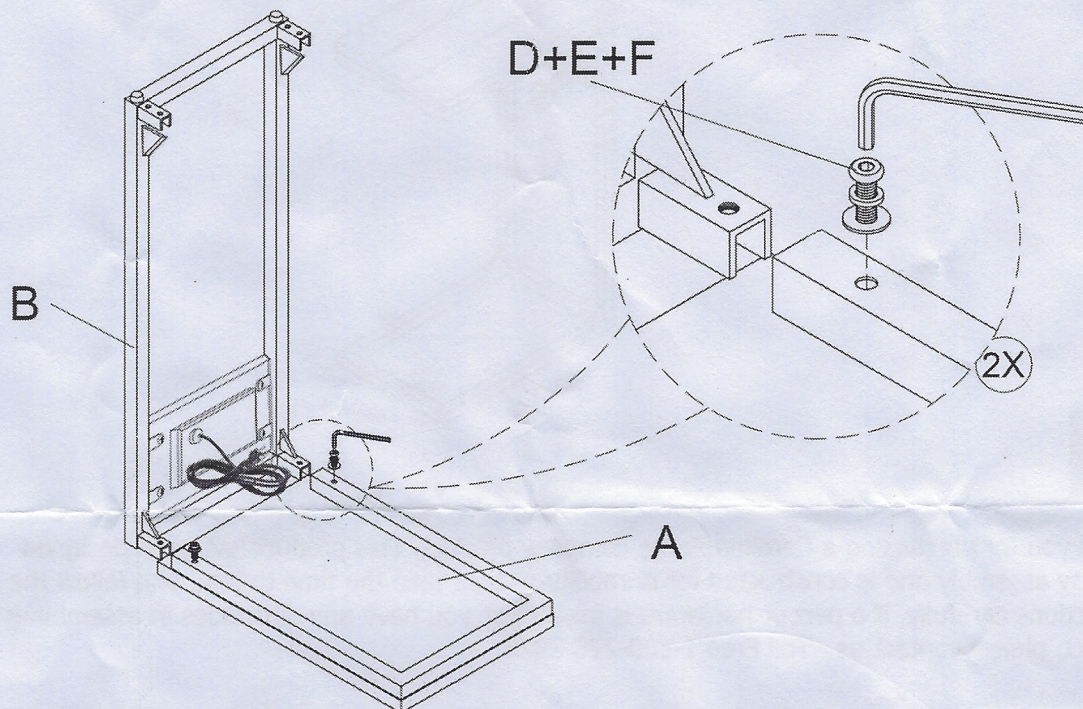
NO.	PART	DESCRIPTION	Q'TY	NO.	PARTS	DESCRIPTION	Q'TY
A		Wood Top	1PC	D		Allen Head Bolt 1/4" 5/8"	6PCS
B		Side Frame	1PC	E		Spring Washer Ø10	6PCS
				F		Flat Washer Ø12*T1.0	6PCS
C		Base Frame	1PC	G		Allen Head Wrench 4MM	1PC



CAROLINA FORGE

Assembly Instructions
Item # CF1610 USB
Lap Top Table

STEP 1



STEP 2

