
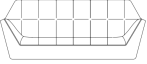







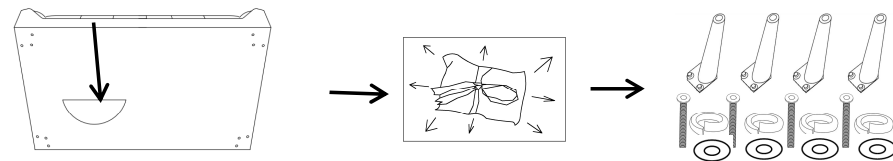
NEWPORT LOVESEAT

Assembly instructions:

PARTS LIST			
No.	DESCRIPTION	IMAGE	QTY
A	Feet		4
B	Lounge		1

HARDWARE LIST			
No.	DESCRIPTION	IMAGE	QTY
1	BOLT		12
2	SPRING WASHER		12
3	Flat WASHER		12

Step 1. Take out the legs&hardware from Sofa bottom.

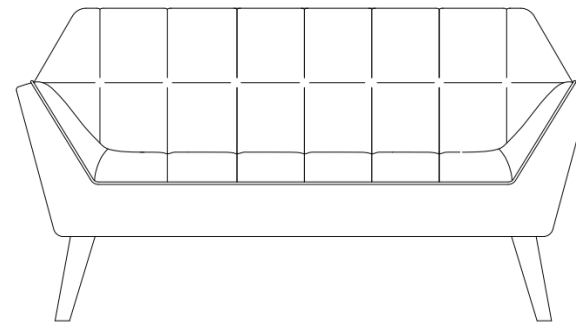
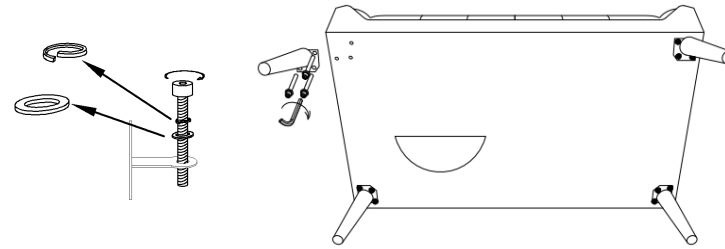


NOTE: PO# is located underneath/inside of each item. Please be prepared to provide this # should any claim be necessary.

CAUTION: Item is heavy assembly should be performed by two people.

Estimate assembly time: 5 minutes

Step 2: Turn the Sofa upside down and lay on protective carpet. Screw in the feet (A) . Screw tight to the right angle.



ASSEMBLY COMPLETED