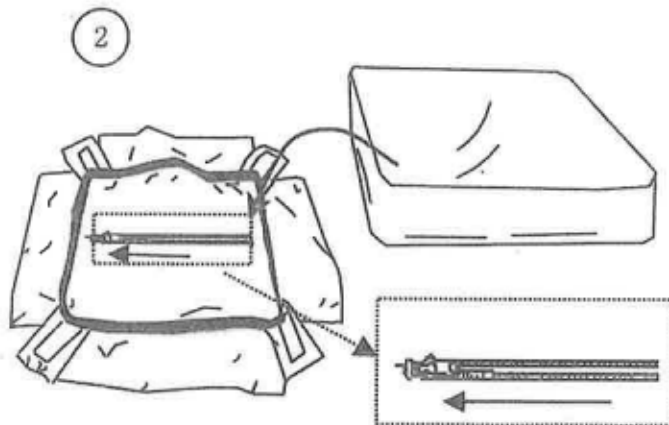
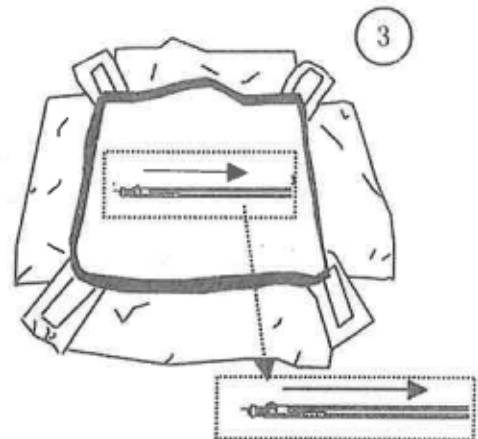


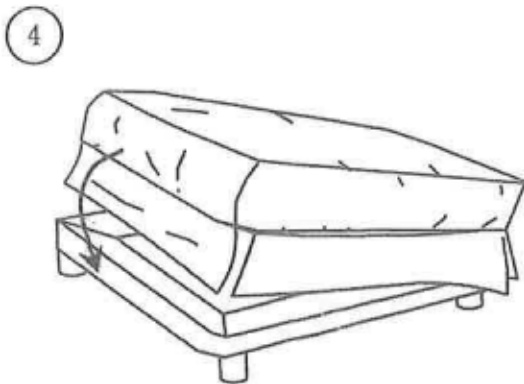
Slipcover Guide



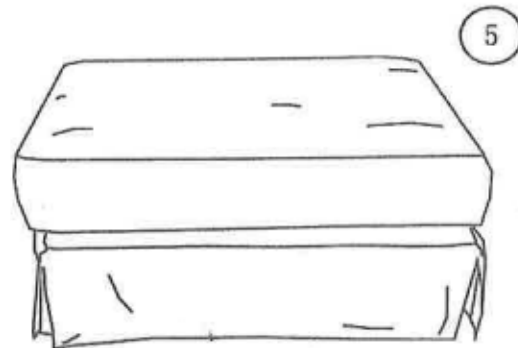
Unzip the zipper on bottom side of the cover. Insert the top cushion into the cover. Fluff and fill out all corners by regulating the top with your hands.



Close the zipper when finished the regulation on top cushion.



Turn over the top cushion and lay the top part on the base with the velcro matched and press down firmly.



Regulate the cover and skirt, tuck the creases. When finished, your slip cover fits snugly.

"Feather Blend seat and back cushions offer the maximum comfort, durability, and resilience. To maintain their shape and appearance, we do suggest fluffing and turning of the cushions periodically to enhance the look and the life of the cushion." To keep your upholstery looking at its best, avoid placing in direct sunlight as it may cause fading of fabric colors.