

INSTALLATION INSTRUCTIONS

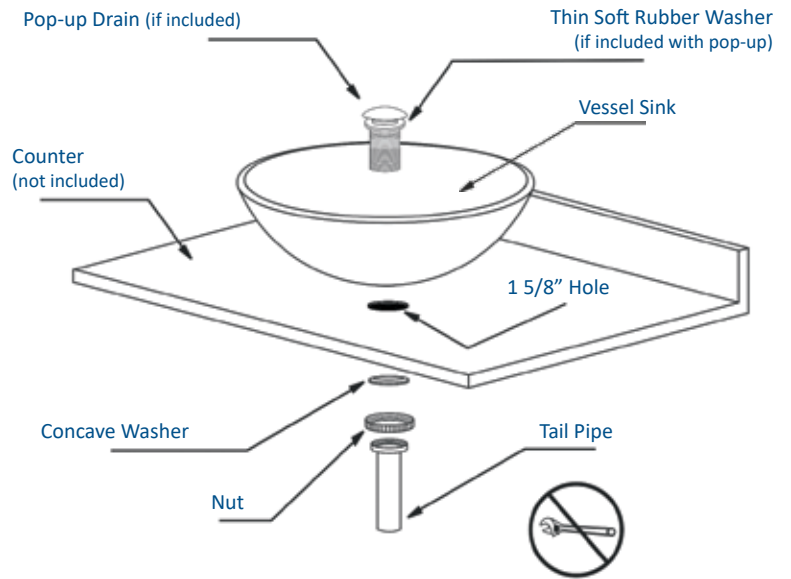
Please Note:

- Review and abide by all building and plumbing codes.
- Novatto sinks need to be installed by a professional.
- Some counters require different cutting methods; seek the details of your chosen counter top material.
- Check to make sure the sink is sealed watertight.

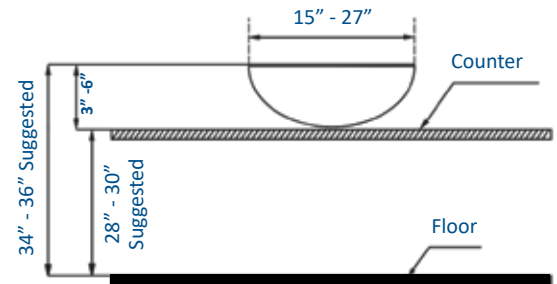
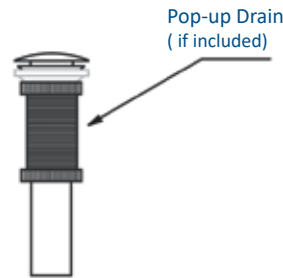
Novatto's vessel sinks are to be installed sitting on the counter top. Most vanity heights are set at 28" - 32". After a vessel sink is mounted on top of the counter the vessel height will be 34" - 36".

- **Layout and place** the sink and faucet of your choice in the desired location. Using a pencil, mark the drain hole and faucet base. Consider the flow of the faucet when marking the location.
- **Drill the counter top** for sink drain opening with a 1 5/8" drill bit. The faucet hole may be 1.5"
- **Place the vessel** on top of the counter and make sure the drain fits down inside of the counter.
- **Use a bead** of clear silicone to seal between the outside edge of vessel where it is mounted to the counter.
- **Use a level** to ensure the vessel is level in every direction and install the drain.
- **Secure the vessel** to the counter with fastener on the drain. Be sure to not over tighten the drain assembly. Hand tightening will be sufficient.

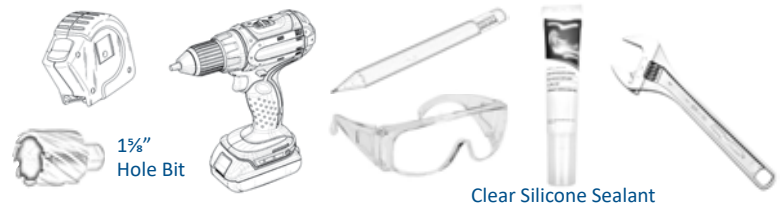
When cleaning up after installation, do not use abrasive cleaners. Use soft soap and warm water with a washcloth to clean the surface.



DO NOT OVER TIGHTEN THE DRAIN!



TOOLS NEEDED FOR ASSEMBLY (not included)



Questions, problems, missing parts? Before returning, call our customer service department at 844.404.4242, 8:00 a.m. - 5 p.m., MST Monday - Friday or e-mail us at: support@novattoinc.com

TROUBLESHOOTING TIPS

Issue	Reason	Solution
Leakage under sink	Drain has come loose	Tighten the fastener under the countertop
Does not completely drain	Pop-up is too high; wrong seal used	Make sure correct seal is used and is below bevel
Sink wobbles or is loose	Drain is loose	Tighten drain