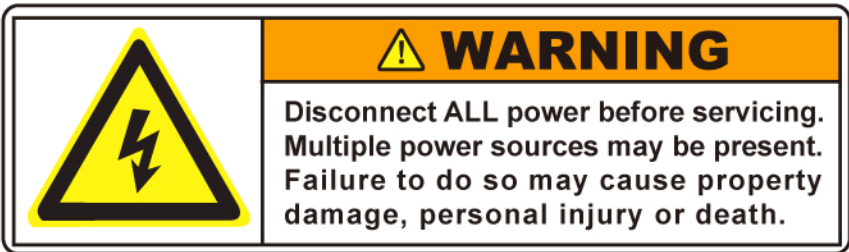


---

## CSA / UL SAFETY REQUIREMENTS

CSA / UL requires that these IMPORTANT SAFETY INSTRUCTIONS be listed;

This portable lamp has a polarized plug (one blade is wider than the other). As a safety feature this plug will fit in a polarized outlet only one way. If the plug does not fit fully in the outlet, reverse the plug. If it still does not fit, contact a qualified electrician. Never use with an extension cord unless plug can be fully inserted. Do not attempt to defeat this safety feature.



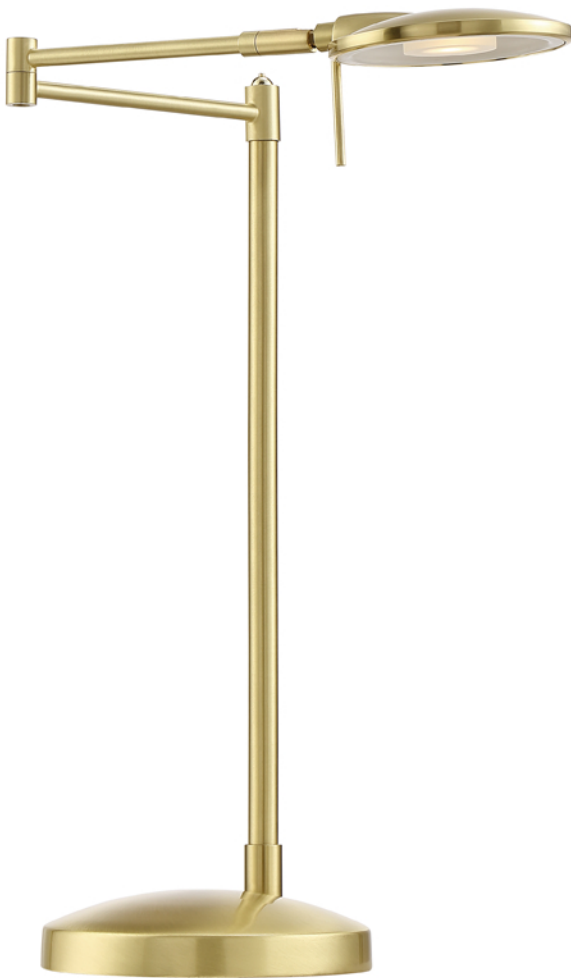

# DESSAU/TABLE LAMP

**525870107/525870108**

---

## CARE INSTRUCTIONS

Arnsberg suggests using only micro fiber cleaning cloth to clean this fixture. If required, a slightly damp cleaning cloth may be used to spot clean. Do not use common household cleaners on this fixture, as the final finish may be damaged as a result. Enjoy your new Arnsberg fixture.



**Arnsberg**  
Das Licht

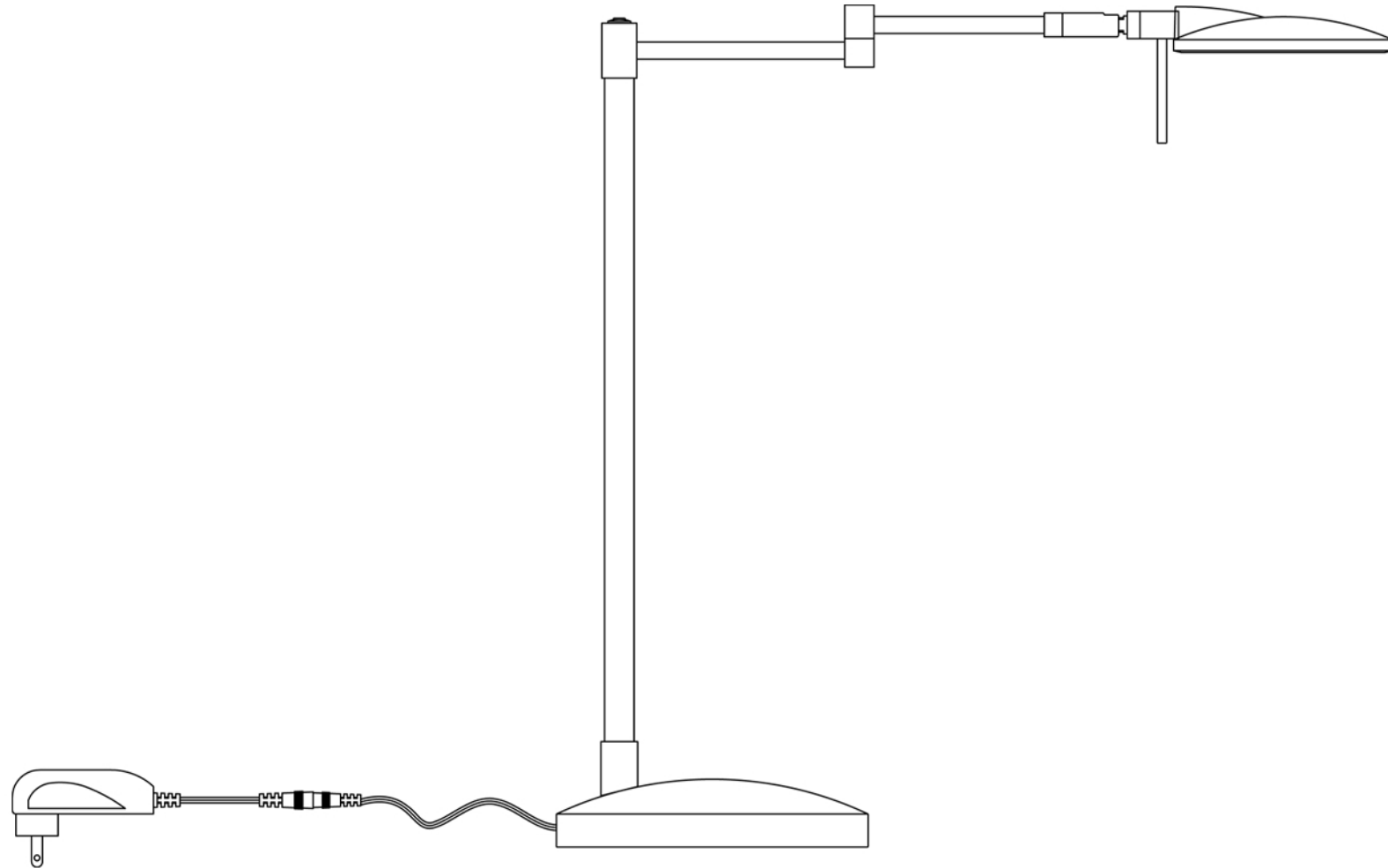
customerservice@arnsberg.com  
www.arnsberg.com

# Arnsberg

Das Licht

customerservice@arnsberg.com  
www.arnsberg.com

## MOUNTING INSTRUCTIONS



## ASSEMBLY INSTRUCTIONS FOR

# DESSAU/TABLE LAMP

**525870107/525870108**

## ASSEMBLY INSTRUCTIONS

- ① Carefully remove all parts from the package and make sure no parts are missing.
- ② Place lamp body on table.