



Highline® Comfort Height®

Two-piece elongated chair height toilet bowl

K-4199

Features

- Elongated bowl offers added room and comfort.
- Comfort Height® feature offers chair-height seating that makes sitting down and standing up easier for most adults.
- Combines with a K-4467/-RA, K-4468/-RA, or K-4841/-RA tank to create a complete 3999/-RA, K-3979/-RA, or K-3949/-RA toilet.

Installation

- Standard 12" (305 mm) rough-in.
- Three-bolt installation.

Recommended Products/Accessories

K-4467 Toilet tank, 1.28 gpf
K-4841 Toilet tank, 1.28 gpf
K-4467-RA Toilet tank, 1.28 gpf
K-4841-RA Toilet tank, 1.28 gpf
K-23726 Drain treatment

Included Components

Additional Components:
Bolt cap accessory pack



Codes/Standards





ASME A112.19.2/CSA B45.1

KOHLER® Toilets and Seats Limited Warranty

See website for detailed warranty information.

Available Colors/Finishes

Color tiles intended for reference only.

| Color | Code | Description |
|--|------|--------------|
|  | 0 | White |
|  | 96 | Biscuit |
|  | 47 | Almond |
|  | 7 | Black Black™ |



Highline® Comfort Height®

Two-piece elongated chair height toilet bowl

K-4199

No image available.

This product is a component and not intended to be a standalone installation.

Technical Information

All product dimensions are nominal.

| | |
|-----------------------|--------------------------------|
| Toilet type: | Two-piece, Floor-mount |
| Bowl shape: | Elongated |
| Flush type: | Class Five® |
| Trap passageway: | 2-1/8" (54 mm) |
| Water surface size: | 11-3/8" x 8" (289 mm x 203 mm) |
| Rim to water surface: | 5-3/8" (137 mm) |
| Rough-in: | 12" (305 mm) |
| Seat-mounting holes: | 5-1/2" (140 mm) |

Notes

Install this product according to the installation instructions.