



DoorCorner.com

European Bar Pulls





DoorCorner.com



Simplicity is the ultimate sophistication

- Leonardo da Vinci

From choosing the wall coloring to finding that perfect counter top surface, designing your home interior is a reflection of you and your personal style. When it comes accenting your cabinets and furniture with cabinet hardware, we believe that choosing the right hardware is paramount.

The stunningly simplistic design of our bar pulls is paired with the durability and quality that you have come to expect from DoorCorner.com. These designer European bar pulls offer sleek styling and an understated symmetrical design.

Available finishes include the popular oil rubbed bronze, crisp flat black and stunning brushed brass, for those who want to make a statement with their decor. More traditional finishes such as satin nickel and polished chrome are also available, to blend with today's stainless steel appliances or chrome fixtures. European bar pulls are a perfect accent to modern, contemporary or traditional room designs.



DoorCorner.com

Cosmas 305

European Bar Pulls

Cosmas 305 Series, Satin Nickel



305 Series	Bar Diameter	Length	Hole Spacing	Projection
1 305-2.5	1/2"	4-7/8"	2-1/2"	1-3/8"
2 305-030	1/2"	5-3/8"	3"	1-3/8"
3 305-3.5	1/2"	5-7/8"	3-1/2"	1-3/8"
4 305-96	1/2"	6-1/8"	3-3/4"	1-3/8"
5 305-4	1/2"	6-3/8"	4"	1-3/8"
6 305-128	1/2"	7-3/8"	5"	1-3/8"
7 305-160	1/2"	8-11/16"	6-5/16"	1-3/8"
8 305-192	1/2"	10"	7-1/2"	1-3/8"
9 305-224	1/2"	11-3/16"	8-7/8"	1-3/8"
10 305-320	1/2"	15"	12-5/8"	1-3/8"
11 305-480	1/2"	21-1/4"	18-7/8"	1-3/8"
12 305-673	1/2"	28-7/8"	26-1/2"	1-3/8"
13 305	1/2"	2"	N/A	1-3/8"

FEATURES



Manufactured from solid steel



Lifetime Warranty



Includes 1" x 8/32 cabinet screws

Cosmas 305 Series, Flat Black



DoorCorner.com



305 Series	Bar Diameter	Length	Hole Spacing	Projection
1 305-2.5	1/2"	4-7/8"	2-1/2"	1-3/8"
2 305-030	1/2"	5-3/8"	3"	1-3/8"
3 305-3.5	1/2"	5-7/8"	3-1/2"	1-3/8"
4 305-96	1/2"	6-1/8"	3-3/4"	1-3/8"
5 305-4	1/2"	6-3/8"	4"	1-3/8"
6 305-128	1/2"	7-3/8"	5"	1-3/8"
7 305-160	1/2"	8-11/16"	6-5/16"	1-3/8"
8 305-192	1/2"	10"	7-1/2"	1-3/8"
9 305-224	1/2"	11-3/16"	8-7/8"	1-3/8"
10 305-320	1/2"	15"	12-5/8"	1-3/8"
11 305-480	1/2"	21-1/4"	18-7/8"	1-3/8"
12 305-673	1/2"	28-7/8"	26-1/2"	1-3/8"
13 305	1/2"	2"	N/A	1-3/8"

FEATURES



Manufactured from solid steel



Lifetime Warranty



Includes 1" x 8/32 cabinet screws

Cosmas 305 Series, Brushed Brass



305 Series	Bar Diameter	Length	Hole Spacing	Projection
1 305-2.5	1/2"	4-7/8"	2-1/2"	1-3/8"
2 305-030	1/2"	5-3/8"	3"	1-3/8"
3 305-3.5	1/2"	5-7/8"	3-1/2"	1-3/8"
4 305-96	1/2"	6-1/8"	3-3/4"	1-3/8"
5 305-4	1/2"	6-3/8"	4"	1-3/8"
6 305-128	1/2"	7-3/8"	5"	1-3/8"
7 305-160	1/2"	8-11/16"	6-5/16"	1-3/8"
8 305-192	1/2"	10"	7-1/2"	1-3/8"
9 305-224	1/2"	11-3/16"	8-7/8"	1-3/8"
10 305-320	1/2"	15"	12-5/8"	1-3/8"
11 305	1/2"	2"	N/A	1-3/8"

FEATURES



Manufactured from solid steel




Lifetime Warranty



Includes 1" x 8/32 cabinet screws

Cosmas 305 Series, Polished Chrome



FEATURES



Manufactured from solid steel



Lifetime Warranty



Includes 1" x 8/32 cabinet screws

305 Series	Bar Diameter	Length	Hole Spacing	Projection
1 305-2.5	1/2"	4-7/8"	2-1/2"	1-3/8"
2 305-030	1/2"	5-3/8"	3"	1-3/8"
3 305-3.5	1/2"	5-7/8"	3-1/2"	1-3/8"
4 305-96	1/2"	6-1/8"	3-3/4"	1-3/8"
5 305-4	1/2"	6-3/8"	4"	1-3/8"
6 305-128	1/2"	7-3/8"	5"	1-3/8"
7 305-160	1/2"	8-11/16"	6-5/16"	1-3/8"
8 305-192	1/2"	10"	7-1/2"	1-3/8"
9 305-224	1/2"	11-3/16"	8-7/8"	1-3/8"
10 305-320	1/2"	15"	12-5/8"	1-3/8"
11 305-480	1/2"	21-1/4"	18-7/8"	1-3/8"
12 305-673	1/2"	28-7/8"	26-1/2"	1-3/8"
13 305	1/2"	2"	N/A	1-3/8"

Cosmas 305 Series, Oil Rubbed Bronze



305 Series	Bar Diameter	Length	Hole Spacing	Projection
1 305-2.5	1/2"	4-7/8"	2-1/2"	1-3/8"
2 305-030	1/2"	5-3/8"	3"	1-3/8"
3 305-3.5	1/2"	5-7/8"	3-1/2"	1-3/8"
4 305-96	1/2"	6-1/8"	3-3/4"	1-3/8"
5 305-4	1/2"	6-3/8"	4"	1-3/8"
6 305-128	1/2"	7-3/8"	5"	1-3/8"
7 305-160	1/2"	8-11/16"	6-5/16"	1-3/8"
8 305-192	1/2"	10"	7-1/2"	1-3/8"
9 305-224	1/2"	11-3/16"	8-7/8"	1-3/8"
10 305-320	1/2"	15"	12-5/8"	1-3/8"
11 305-480	1/2"	21-1/4"	18-7/8"	1-3/8"
12 305-673	1/2"	28-7/8"	26-1/2"	1-3/8"
13 305	1/2"	2"	N/A	1-3/8"

FEATURES



Manufactured from solid steel



Lifetime Warranty



Includes 1" x 8/32 cabinet screws



DoorCorner.com

Cosmas 161

European Bar Pulls



Cosmas 161 Series, Satin Nickel



DoorCorner.com



	161 Series	Bar Diameter	Length	Hole Spacing	Projection
1	161-2.5	9/16"	4-1/16"	2-1/2"	1-5/16"
2	161-3	9/16"	4-9/16"	3"	1-5/16"
3	161-3.5	9/16"	5-1/16"	3-1/2"	1-5/16"
4	161-96	9/16"	5-3/8"	3-3/4"	1-5/16"
5	161-4	9/16"	5-9/16"	4"	1-5/16"
6	161-128	9/16"	5-9/16"	5"	1-5/16"
7	161-160	9/16"	7-5/8"	6-5/16"	1-5/16"
8	161-192	9/16"	9-1/8"	7-1/2"	1-5/16"
9	161-224	9/16"	10-3/8"	8-7/8"	1-5/16"
10	161-319	9/16"	14-1/8"	12-5/8"	1-5/16"
11	181	9/16"	2"	N/A	1-1/4"

FEATURES



Manufactured from solid steel




Lifetime Warranty



Includes 1" x 8/32 cabinet screws

Cosmas 161 Series, Brushed Brass



161 Series	Bar Diameter	Length	Hole Spacing	Projection
1 161-2.5	9/16"	4-1/16"	2-1/2"	1-5/16"
2 161-3	9/16"	4-9/16"	3"	1-5/16"
3 161-3.5	9/16"	5-1/16"	3-1/2"	1-5/16"
4 161-96	9/16"	5-3/8"	3-3/4"	1-5/16"
5 161-4	9/16"	5-9/16"	4"	1-5/16"
6 161-128	9/16"	5-9/16"	5"	1-5/16"
7 161-160	9/16"	7-5/8"	6-5/16"	1-5/16"
8 161-192	9/16"	9-1/8"	7-1/2"	1-5/16"
9 161-224	9/16"	10-3/8"	8-7/8"	1-5/16"

FEATURES



Manufactured from solid steel



Lifetime Warranty



Includes 1" x 8/32 cabinet screws

10
11

Cosmas 161 Series, Oil Rubbed Bronze



161 Series	Bar Diameter	Length	Hole Spacing	Projection
1 161-2.5	9/16"	4-1/16"	2-1/2"	1-5/16"
2 161-3	9/16"	4-9/16"	3"	1-5/16"
3 161-3.5	9/16"	5-1/16"	3-1/2"	1-5/16"
4 161-96	9/16"	5-3/8"	3-3/4"	1-5/16"
5 161-4	9/16"	5-9/16"	4"	1-5/16"
6 161-128	9/16"	5-9/16"	5"	1-5/16"
7 161-160	9/16"	7-5/8"	6-5/16"	1-5/16"
8 161-192	9/16"	9-1/8"	7-1/2"	1-5/16"
9 161-224	9/16"	10-3/8"	8-7/8"	1-5/16"
10 161-319	9/16"	14-1/8"	12-5/8"	1-5/16"
11 181	9/16"	2"	N/A	1-1/4"

FEATURES



Manufactured from solid steel




Lifetime Warranty



Includes 1" x 8/32 cabinet screws

Cosmas 161 Series, Polished Chrome



	161 Series	Bar Diameter	Length	Hole Spacing	Projection
1	161-2.5	9/16"	4-1/16"	2-1/2"	1-5/16"
2	161-3	9/16"	4-9/16"	3"	1-5/16"
3	161-3.5	9/16"	5-1/16"	3-1/2"	1-5/16"
4	161-96	9/16"	5-3/8"	3-3/4"	1-5/16"
5	161-4	9/16"	5-9/16"	4"	1-5/16"
6	161-128	9/16"	5-9/16"	5"	1-5/16"
7	161-160	9/16"	7-5/8"	6-5/16"	1-5/16"
8	161-192	9/16"	9-1/8"	7-1/2"	1-5/16"
9	161-224	9/16"	10-3/8"	8-7/8"	1-5/16"
10	161-319	9/16"	14-1/8"	12-5/8"	1-5/16"
11	181	9/16"	2"	N/A	1-1/4"

FEATURES



Manufactured from solid steel



Lifetime Warranty



Includes 1" x 8/32 cabinet screws

Cosmas 161 Series, Flat Black



	161 Series	Bar Diameter	Length	Hole Spacing	Projection
1	161-2.5	9/16"	4-1/16"	2-1/2"	1-5/16"
2	161-3	9/16"	4-9/16"	3"	1-5/16"
3	161-3.5	9/16"	5-1/16"	3-1/2"	1-5/16"
4	161-96	9/16"	5-3/8"	3-3/4"	1-5/16"
5	161-4	9/16"	5-9/16"	4"	1-5/16"
6	161-128	9/16"	5-9/16"	5"	1-5/16"
7	161-160	9/16"	7-5/8"	6-5/16"	1-5/16"
8	161-192	9/16"	9-1/8"	7-1/2"	1-5/16"
9	161-224	9/16"	10-3/8"	8-7/8"	1-5/16"
10	161-319	9/16"	14-1/8"	12-5/8"	1-5/16"
11	181	9/16"	2"	N/A	1-1/4"

FEATURES



Manufactured from solid steel



Lifetime Warranty



Includes 1" x 8/32 cabinet screws

Cosmas 161 Series, Brushed Antique Brass



161 Series	Bar Diameter	Length	Hole Spacing	Projection	
1	161-2.5	9/16"	4-1/16"	2-1/2"	1-5/16"
2	161-3	9/16"	4-9/16"	3"	1-5/16"
3	161-3.5	9/16"	5-1/16"	3-1/2"	1-5/16"
4	161-96	9/16"	5-3/8"	3-3/4"	1-5/16"
5	161-4	9/16"	5-9/16"	4"	1-5/16"
6	161-128	9/16"	5-9/16"	5"	1-5/16"
7	161-160	9/16"	7-5/8"	6-5/16"	1-5/16"
8	161-192	9/16"	9-1/8"	7-1/2"	1-5/16"
9	161-224	9/16"	10-3/8"	8-7/8"	1-5/16"
10	161-319	9/16"	14-1/8"	12-5/8"	1-5/16"
11	181	9/16"	2"	N/A	1-1/4"

FEATURES



Manufactured from solid steel



Lifetime Warranty



Includes 1" x 8/32 cabinet screws



DoorCorner.com

Cosmas 404

European Bar Pulls

Cosmas 404 Series, Satin Nickel Slim Line



DoorCorner.com



FEATURES



Manufactured from solid steel



Lifetime Warranty



Includes 1" x 8/32 cabinet screws

404 Series	Bar Diameter	Length	Hole Spacing	Projection
1 404-2.5	3/8"	4-7/8"	2-1/2"	1-1/4"
2 404-030	3/8"	5-3/8"	3"	1-1/4"
3 404-3.5	3/8"	5-7/8"	3-1/2"	1-1/4"
4 404-96	3/8"	6-1/8"	3-3/4"	1-1/4"
5 404-4	3/8"	6-3/8"	4"	1-1/4"
6 404-128	3/8"	7-3/8"	5"	1-1/4"
7 404-160	3/8"	8-11/16"	6-5/16"	1-1/4"
8 404-192	3/8"	10"	7-1/2"	1-1/4"
9 404-224	3/8"	11-3/16"	8-7/8"	1-1/4"
10 404-320	3/8"	15"	12-5/8"	1-1/4"
11 404-480	3/8"	21-1/4"	18-7/8"	1-1/4"
12 404-673	3/8"	28-7/8"	26-1/2"	1-1/4"
13 404	3/8"	2"	N/A	1-1/4"

Cosmas 404 Series, Flat Black Slim Line



DoorCorner.com



FEATURES



Manufactured from solid steel



Lifetime Warranty



Includes 1" x 8/32 cabinet screws

404 Series	Bar Diameter	Length	Hole Spacing	Projection
1 404-2.5	3/8"	4-7/8"	2-1/2"	1-1/4"
2 404-030	3/8"	5-3/8"	3"	1-1/4"
3 404-3.5	3/8"	5-7/8"	3-1/2"	1-1/4"
4 404-96	3/8"	6-1/8"	3-3/4"	1-1/4"
5 404-4	3/8"	6-3/8"	4"	1-1/4"
6 404-128	3/8"	7-3/8"	5"	1-1/4"
7 404-160	3/8"	8-11/16"	6-5/16"	1-1/4"
8 404-192	3/8"	10"	7-1/2"	1-1/4"
9 404-224	3/8"	11-3/16"	8-7/8"	1-1/4"
10 404-320	3/8"	15"	12-5/8"	1-1/4"
11 404-480	3/8"	21-1/4"	18-7/8"	1-1/4"
12 404-673	3/8"	28-7/8"	26-1/2"	1-1/4"
13 404	3/8"	2"	N/A	1-1/4"

Cosmas 404 Series, Polished Chrome Slim Line



DoorCorner.com



404 Series	Bar Diameter	Length	Hole Spacing	Projection
1 404-2.5	3/8"	4-7/8"	2-1/2"	1-1/4"
2 404-030	3/8"	5-3/8"	3"	1-1/4"
3 404-3.5	3/8"	5-7/8"	3-1/2"	1-1/4"
4 404-96	3/8"	6-1/8"	3-3/4"	1-1/4"
5 404-4	3/8"	6-3/8"	4"	1-1/4"
6 404-128	3/8"	7-3/8"	5"	1-1/4"
7 404-160	3/8"	8-11/16"	6-5/16"	1-1/4"
8 404-192	3/8"	10"	7-1/2"	1-1/4"
9 404-224	3/8"	11-3/16"	8-7/8"	1-1/4"
10 404-320	3/8"	15"	12-5/8"	1-1/4"
11 404-480	3/8"	21-1/4"	18-7/8"	1-1/4"
12 404-673	3/8"	28-7/8"	26-1/2"	1-1/4"
13 404	3/8"	2"	N/A	1-1/4"

FEATURES



Manufactured from solid steel



Lifetime Warranty



Includes 1" x 8/32 cabinet screws

Cosmas 404 Series, Oil Rubbed Bronze Slim Line



404 Series	Bar Diameter	Length	Hole Spacing	Projection
1 404-2.5	3/8"	4-7/8"	2-1/2"	1-1/4"
2 404-030	3/8"	5-3/8"	3"	1-1/4"
3 404-3.5	3/8"	5-7/8"	3-1/2"	1-1/4"
4 404-96	3/8"	6-1/8"	3-3/4"	1-1/4"
5 404-4	3/8"	6-3/8"	4"	1-1/4"
6 404-128	3/8"	7-3/8"	5"	1-1/4"
7 404-160	3/8"	8-11/16"	6-5/16"	1-1/4"
8 404-192	3/8"	10"	7-1/2"	1-1/4"
9 404-224	3/8"	11-3/16"	8-7/8"	1-1/4"
10 404-320	3/8"	15"	12-5/8"	1-1/4"
11 404-480	3/8"	21-1/4"	18-7/8"	1-1/4"
12 404-673	3/8"	28-7/8"	26-1/2"	1-1/4"
13 404	3/8"	2"	N/A	1-1/4"

FEATURES



Manufactured from solid steel



Lifetime Warranty



Includes 1" x 8/32 cabinet screws



DoorCorner.com