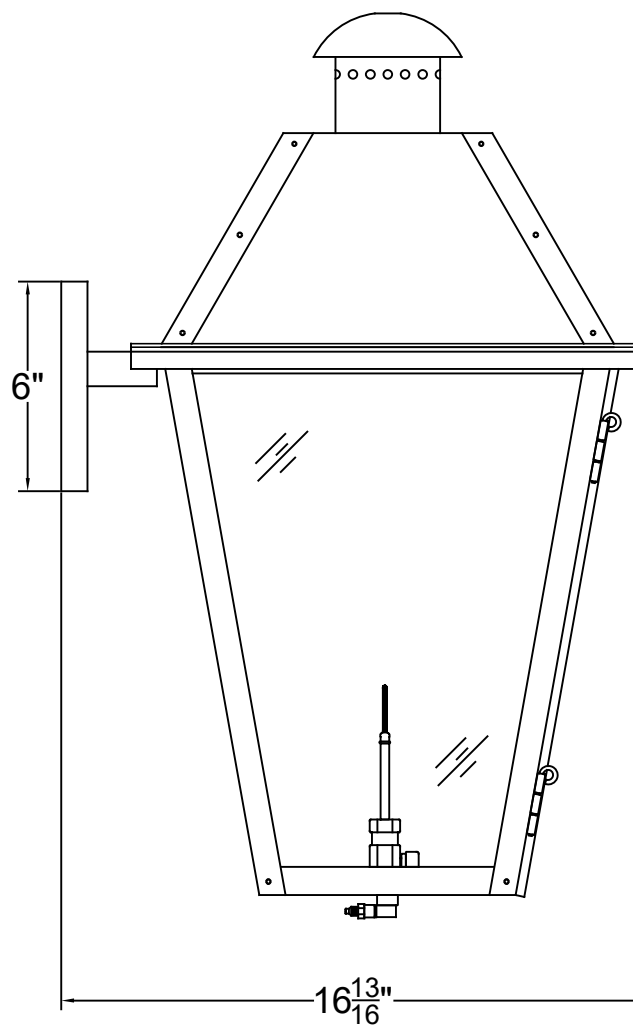
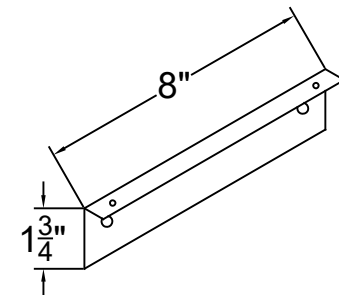


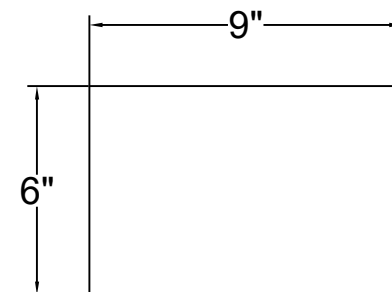
Front View



Side View



Mounting Plate



Backplate

Gas Connection:
1/4" Flare fitting to be installed by a licensed plumber

ALL DIMENSIONS IN INCHES
Light are handcrafted. Dimensions may vary by 1/4".

Drawn by: M. WELLINGTON	Approved by: P. ROUSSELL	File name FQL	Date 1/8/18	Scale NTS
GAS LIGHT PRO				FRENCH QUARTER LANTERN
24				Sheet 1/1

To mount light, bolt the mounting plate to wall then place wall box over the mounting plate and secure from the top with hand screws.

This drawing and design is the property of Gas Light Pro. It may not be used for any purpose other than by the owner. Gas Light Pro does not authorize the reproduction or conveyance of any information contained herein without prior written permission.