



Hartland®

Top-mount Kitchen Sink

K-5818-3

Features

- 33" (838 mm) minimum base cabinet width.
- Double-equal bowls.
- 9" depth provides generous workspace.
- Three faucet holes.
- Rear drain increases workspace in the sink and storage space underneath.
- Strainer not included.

Material

- KOHLER® enameled cast iron.

Installation

- Top-mount.

Recommended Products/Accessories

K-5133 Left-Bowl Sink Rack
K-5135 Right-Bowl Sink Rack
K-8801 Sink Strainer
K-8799 Sink Strainer
K-23726 Drain treatment
K-23725 Cast iron cleaner

Optional Products/Accessories

K-6016R Right-Bowl Sink Rack
K-6545 Sponge Caddy
1054375 Undermount sink kit, 23"
K-11352 Disposal Flange with Stopper
K-9000 P-Trap



Codes/Standards





ASME A112.19.1/CSA B45.2

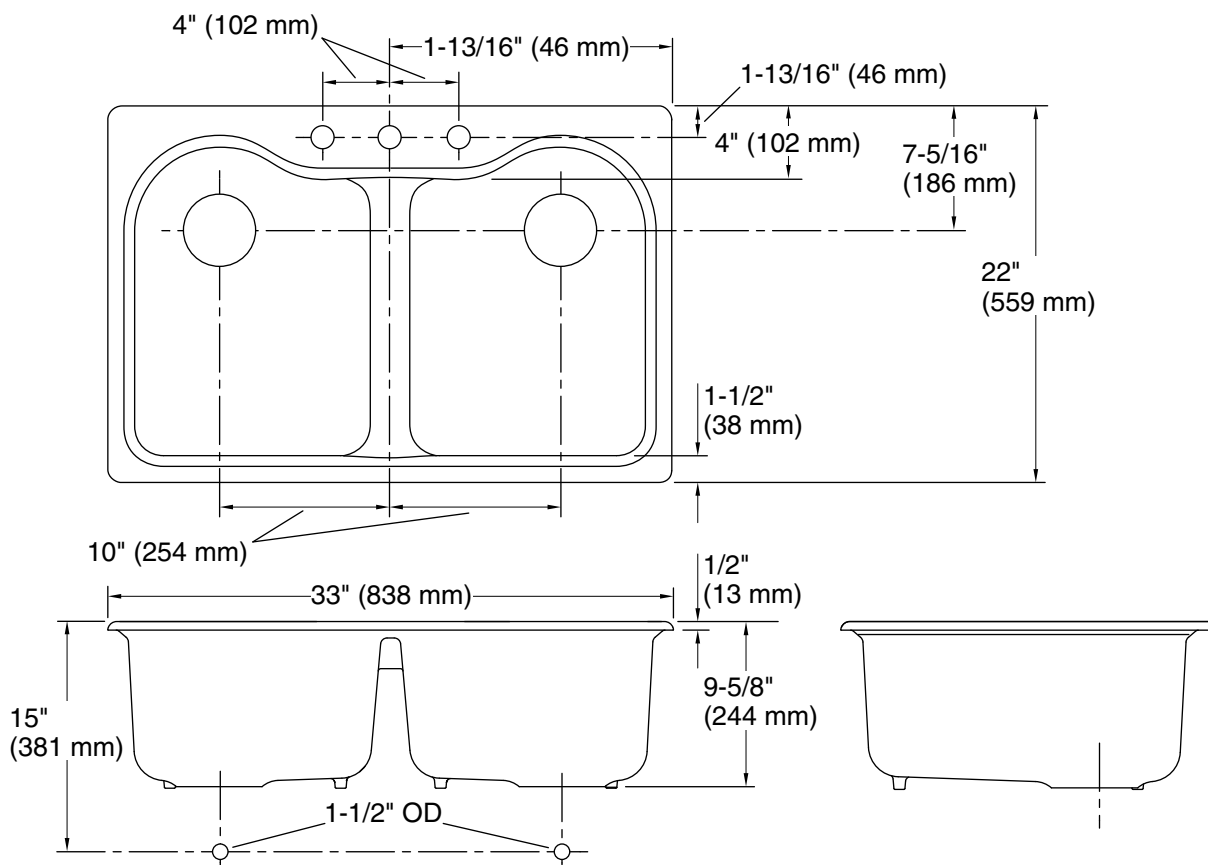
KOHLER® Enameled Cast Iron Kitchen Sink Lifetime Limited Warranty

See website for detailed warranty information.

Available Colors/Finishes

Color tiles intended for reference only.

Color	Code	Description
	0	White
	96	Biscuit
	47	Almond
	7	Black Black™



Technical Information

All product dimensions are nominal.

Bowl configuration: Double equal

Installation: Top-mount

Min. base cabinet width: 33" (838 mm)

Bowl area (Left): Length: 14-1/8" (359 mm)

Width: 16-1/4" (413 mm)

Bowl depth: 9" (229 mm)

Bowl area (Right): Length: 14-1/8" (359 mm)

Width: 16-1/4" (413 mm)

Bowl depth: 9" (229 mm)

Number of deck holes: 3

Faucet hole(s): 1-3/8" (35 mm)

Drain hole: 3-7/8" (98 mm)

Template: 1125670-7, required, included

Notes

Install this product according to the installation instructions.

NOTICE: The countertop manufacturer or cutter must use the cut-out template provided with the product, or a current one provided by the Kohler Co. (Call 1-800-4-KOHLER.) Kohler Co. is not responsible for cut-out errors when the incorrect cut-out template is used.