

CARE AND MAINTENANCE

Do not expose your furniture to any liquids

All liquids should be wiped up immediately with a soft slightly damp cloth in the direction of the resin

Do not expose your furniture to strong or direct sunlight, heat outlets, open windows and dampness.

Excessive exposure to sunlight can cause fading of your furniture finish.

Extreme temperatures and humidity changes can cause cracking and splitting

SAFAVIEH





COUTURE

NOTICE

Please make sure that you have all parts indicated before you begin assembly of this item

This item should be assembled on a smooth and soft surface to prevent scratching the finish during assembly

Part List and Hardware List

ITEM	DESCRIPTION	PICTURE	QUANTITY
1	Cabinet		1X
2	Base of cabinet		4X
3	Allen bolt L		12X
4	Allen key		1X

Model: SFV1520B

Product dimensions: L 21.65 x W 14.17 X H 27.95 inch



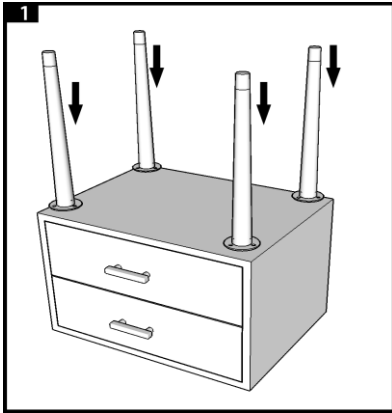
PREPARATION

Before beginning assembly of product, make sure all parts are present. Compare parts with package contents list and hardware list

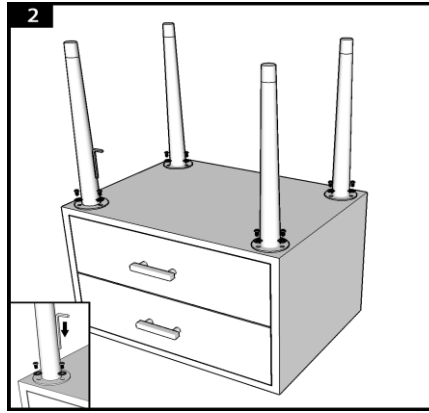
If any part is missing or damaged, do not attempt to assemble the product

Estimated assembly time: 7 minutes

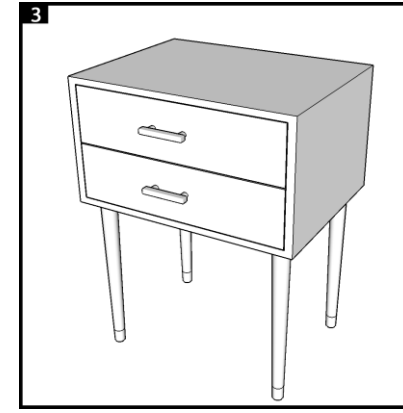
Tools required for assembly: Allen key



Step 1: Put cabinet on a smooth and soft surface.
Then put the leg of the cabinet in the right place



Step 2: Press the leg into bottom of cabinet
and tighten allen bolt onto 3 holes
of cabinet by Allen key



Step 3: Stand up the cabinet upright.
Assembly is finish