

Features

- 5-3/4" diverter bath spout with slip-fit connection.
- Coordinates with Bancroft faucets, accessories, and showering components to complete your bathroom.
- "Deck or Bath-Mount installation"
- Premium Metal Construction
- Wall-mount
- Slip-fit connection
- Premium metal construction.
- KOHLER finishes resist corrosion and tarnishing.
- Wall-mount



Codes/Standards






ASME A112.18.1/CSA B125.1

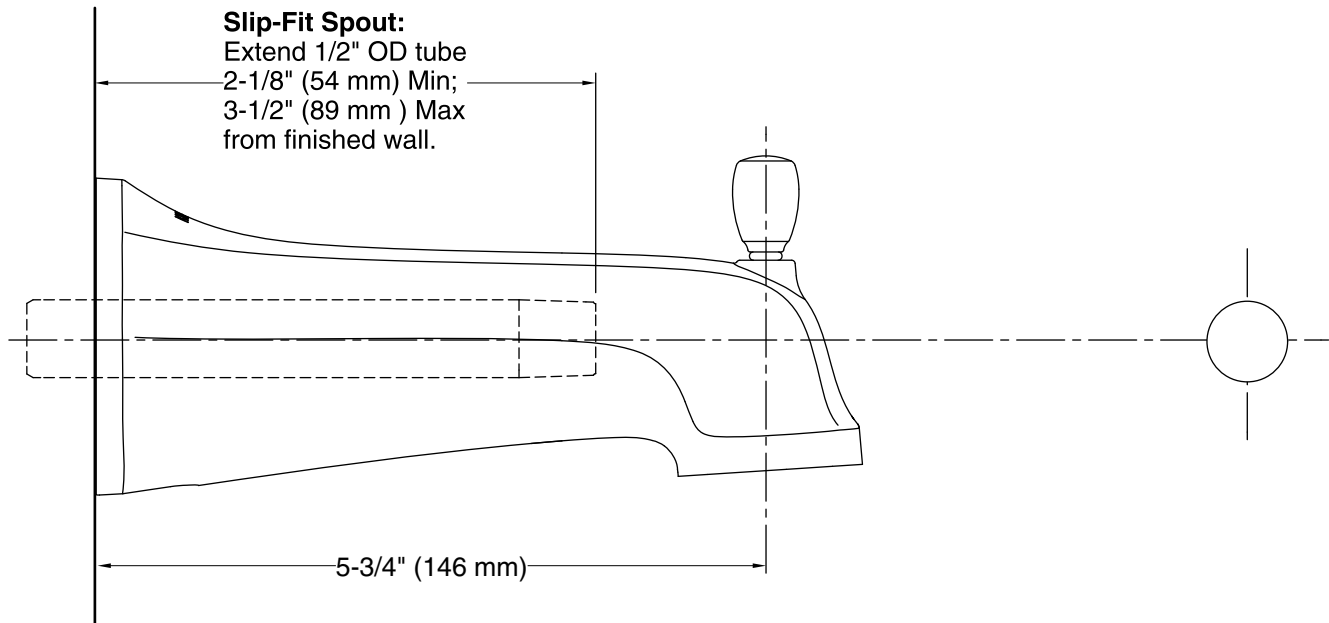
KOHLER® Faucet Lifetime Limited Warranty

See website for detailed warranty information.

Available Colors/Finishes

Color tiles intended for reference only.

Color	Code	Description
	CP	Polished Chrome
	SN	Vibrant® Polished Nickel
	BN	Vibrant® Brushed Nickel
	BV	Vibrant® Brushed Bronze
	2BZ	Oil-Rubbed Bronze



Technical Information

All product dimensions are nominal.

Notes

Install this product according to the installation guide.

Install straight pipe or tube drop of 7" (178 mm) to 18" (457 mm) with single elbow between valve and wall-mount spout.