

CARE AND MAINTENANCE

Do not use acids or alkaline cleaning agents. Sharp objects will damage (scratch) the surface. Wipe the surface with a soft cloth (not too wet).

NOTICE

*Please make sure that you have all parts indicated before you begin assembly of this item

*This item should be assembled on a soft surface to prevent scratching the finish during assembly






*This item may require periodic tightening


 **SAFAVIEH**
FURNITURE

Model# FOX9514B

Product Dimensions: 39.37"W*23.62"D*18.9"H

Part List and Hardware List

PIECE	DESCRIPTION	PICTURE	QUANTITY
A	Table top		1X
B	Legs		4X
C	Washer		8X
D	Wing Nut		8X
E	Screw		8X





PREPARATION

Before beginning assembly of product, make sure all parts are present. Compare parts with package contents list and hardware contents list.

If any part is missing or damaged, do not attempt to assemble the product

Estimated Assembly Time: 10 minutes.

Tools Required for Assembly (included): N/A





Step 1

Put the screw E into hole of B For the four legs.

Step 2

Put the four legs into the table top.



Step 3

Put the wing nut on the washer as the above.

Step 4

Screw (C+D) into (E+B) as the above