

NOJA - 24" / 32" / 40" / 48"

MATERIALS


- **Front panels (Thickness=5/8"):**
 - **Gloss White:** Laminated particle board lacquered with UV high gloss polyester paint.
 - **Matte gray, Acacia:** Laminated particle board.
- **Side panels (Thickness=5/8"):**
 - **Gloss White:** Laminated particle board lacquered with UV high gloss polyester paint.
 - **Matte gray, Acacia:** Laminated particle board.
- **Internal structure panels (Thickness=5/8"):** Laminated particle board.
- **Drawers:** Wooden drawer with concealed partial extraction runner with soft closing and height adjustment. Maximum load capacity. 55,12 Lb.

* All the panels used in the manufacture of this unit are classed as E-1 grade with low level of formaldehyde content.


* Trim varies according to design: PVC, ABS. (edged with PUR glue)



Finishes



Brown acacia



Gloss White



Matte grey

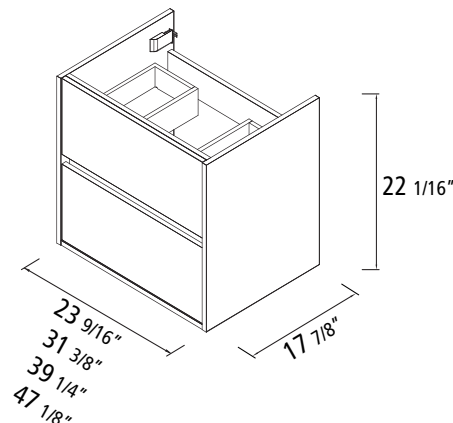
METAL FITTINGS

- **Cabinet hangers:** Highly resistant hanger with two separate adjustments certified under DIN 68840 (equivalent to 286,6 Lb end loading capacity per piece).

Unit dimensions

Vanity dimensions and package weight

	24"	32"	40"
Length (in)	23 9/16"	31 3/8"	39 1/4"
Depth (in)	17 7/8"		
Height (in)	22 1/16"		
Weight (Lb/kg)	55,8 / 25,3	66,6 / 30,2	76,5 / 34,7



The 47 1/8" model is made of 2 units of 23 9/16"

Wash basins available

- 24" / 32" / 40" / 48": Iberia, Sofia.

Free space for water pipe

