
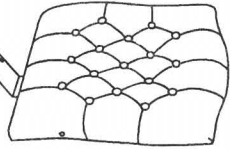
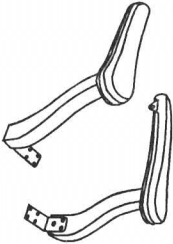
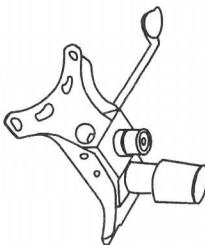

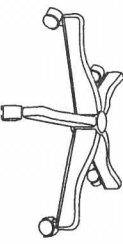
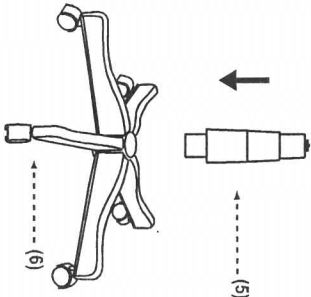


801L-LF

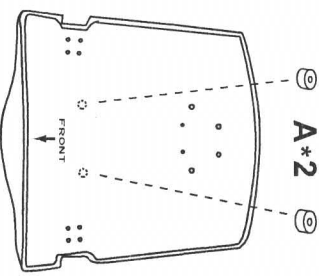
Please unscrew all hardware from cushion before assembly.
Por favor de destornillar todos los tornillos del cojín antes de ensamblar la silla.

MODEL: B905/B915/HS900 Series GG800/801/802

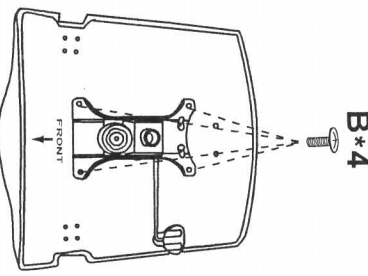
(1)X1	(2)X1	(3)X1 (L)X1 (R)
		
Seat (4)X1	Back (5)X1	Left & Right Arm (6)X1
		
Mechanism	100mm Gas Lift	Wood Base w/ Casters
(A)x2	GASKET	
(B)x4	M8*30 MECHANISM SCREW	
(C)x4	M6*30 BACK BAR SCREWS	
(D)x8	M6*25 ARM SCREWS	
(E)x2	M8*36 ARM SCREWS	



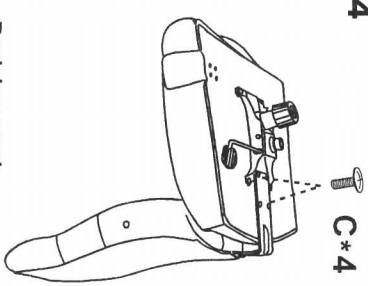
1



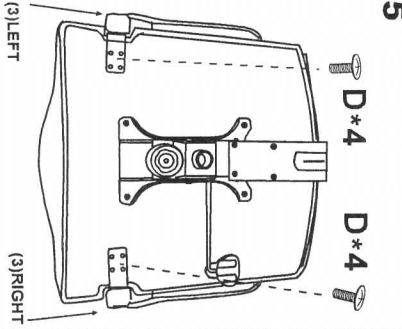
2



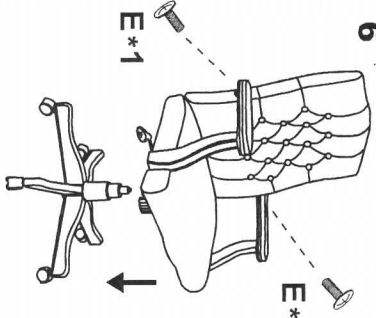
3



4



5



6

Back bar must be over the mechanism

Insert and loosely tighten all screws. When assembly is completed, fully tighten all screws before using. This chair is only intended for sitting. Any other use will void the warranty.

