
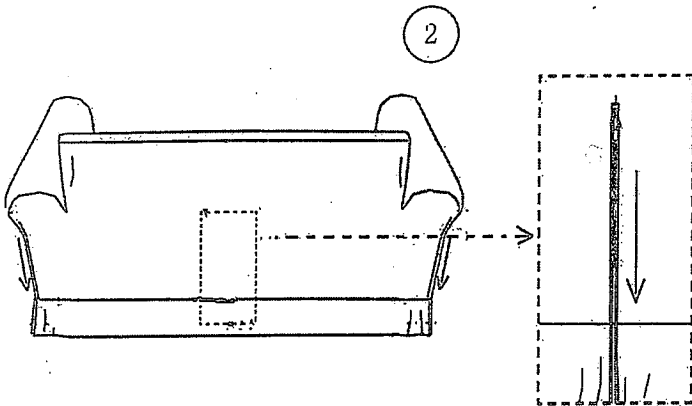


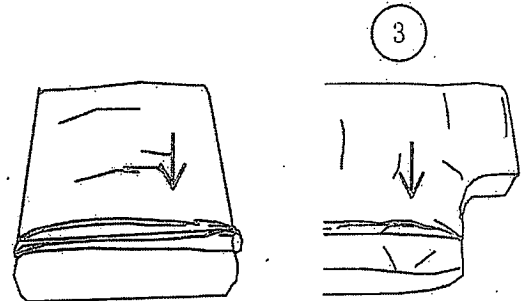
# Assembly Instructions



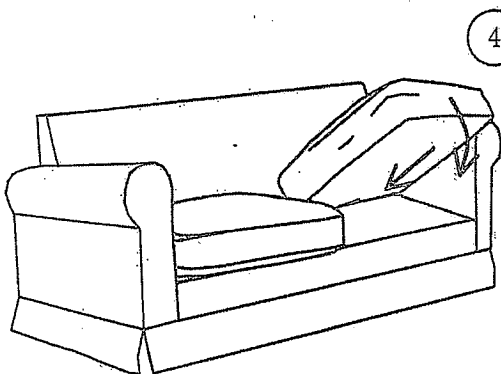
Drape slipcover, pulling down over all main parts of the furniture in muslin. Line up so cover is even with floor on all sides and match the velcro on the muslin cover. Tuck into creases using the stitchings and welts as a guide to line up along the edges.




Align all areas and corners and then zip the cover closed.



Insert cushion(s) into zippered cover. Rectangular seat cushion(s) and T-shape back(s). Fluff them and fill out all corners by regulating them with your hands.



Place seat cushion(s) with zipper closure facing the back. Push down front till flat. Smooth excess fabric and tuck creases on all three sides.



Place back(s) with the zipper closure going down. When finished, your slip cover should fit snugly.

"Feather Blend seat and back cushions offer the maximum comfort, durability, and resilience. To maintain their shape and appearance, we do suggest fluffing and turning of the cushions periodically to enhance the look and the life of the cushion."

To keep your upholstery looking at its best, avoid placing in direct sunlight as it may cause fading of fabric colors.