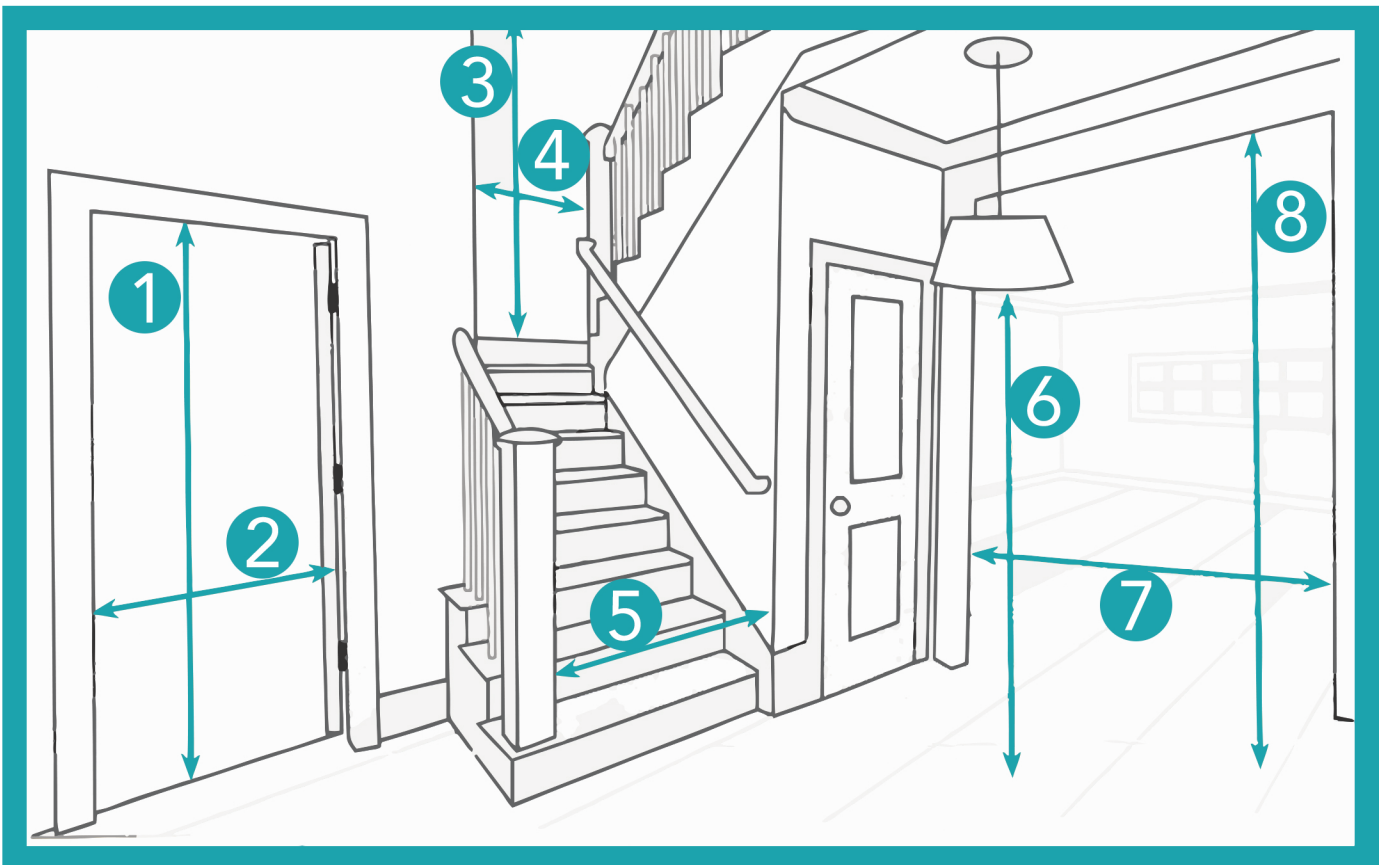


## MEASURING FOR YOUR DELIVERY



At Abbyson, we want to ensure your new furniture is delivered successfully. Please review this guide to confirm that your home is ready for your delivery prior to making a purchase.

- Can our delivery truck fit down your road?
- Can your driveway hold a 26ft truck?
- Will your hallway size allow our delivery team through with the product?
- Will the furniture fit up your stairway?
- Will the furniture fit through all necessary doorways?
- Is your room ready for the product?



For apartment buildings or homes with elevators, it is important to measure the elevator interior height, elevator opening, and opposite wall distance.

- |   |  |   |   |
|---|--|---|---|
| 1 | Exterior / Front doorway height                              | 5 | Staircase width                                     |
| 2 | Exterior / Front doorway width & clearance                   | 6 | Low-hanging light fixtures                          |
| 3 | Stairwell overhang / ceiling height                          | 7 | Interior doorway width & clearance to opposite wall |
| 4 | Staircase corner width & clearance to opposite wall upstairs | 8 | Interior doorway height                             |



all.  
together.  
now.™

To speak with a customer care specialist please call us at: (805)-465-5500

Visit us on the web at: [www.abbyson.com](http://www.abbyson.com)

# MEASURING FOR YOUR DELIVERY

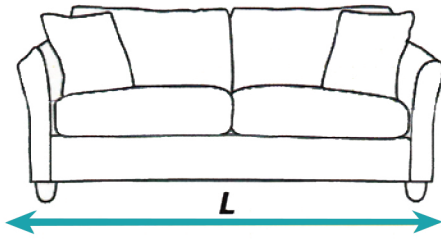


## HOW WE MEASURE YOUR FURNITURE

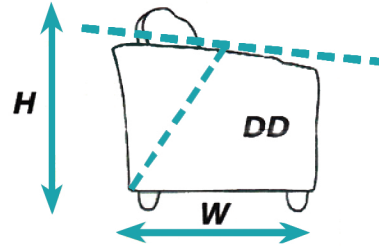
We measure your furniture by length, width and height as seen below to determine how much floor and wall space your new furniture will occupy.

## MEASURING FOR YOUR DELIVERY

Measure the diagonal depth and width of the furniture as seen below to determine if it will fit through your home's entryways.



Sofa length must be less than entryway dimension 1, stairway dimensions 5, 4, & 3 and all interior doorway 7 or 8. (See page 1.)



Sofa diagonal depth must be less than the entryway dimension 2, stairway dimensions 5, 4, & 3 and all interior doorways 7 or 8. (See page 1.)

## PREPARING FOR YOUR DELIVERY

*Before purchasing your new furniture, note all important measurements and obstructions so you can ensure a successful delivery. Before our delivery team arrives, prepare your home by doing the following: (Please be aware that our delivery team is unable to make these or other preparations for you)*

- Secure low hanging light fixtures
- Remove pictures or art
- Set rugs in place
- Remove doors if necessary
- Place pets in another room
- Move other furniture

During delivery, please inspect your furniture thoroughly and report any damage to our delivery team so we can resolve the issue promptly. Please note: *we will not hoist furniture or remove windows.*

## YOUR MEASUREMENTS

ex: FRONT DOOR 38" W 80"H

---



---



---