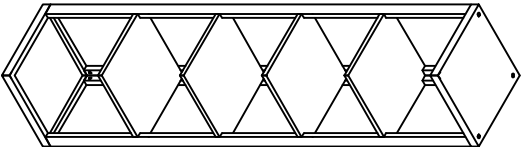



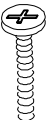



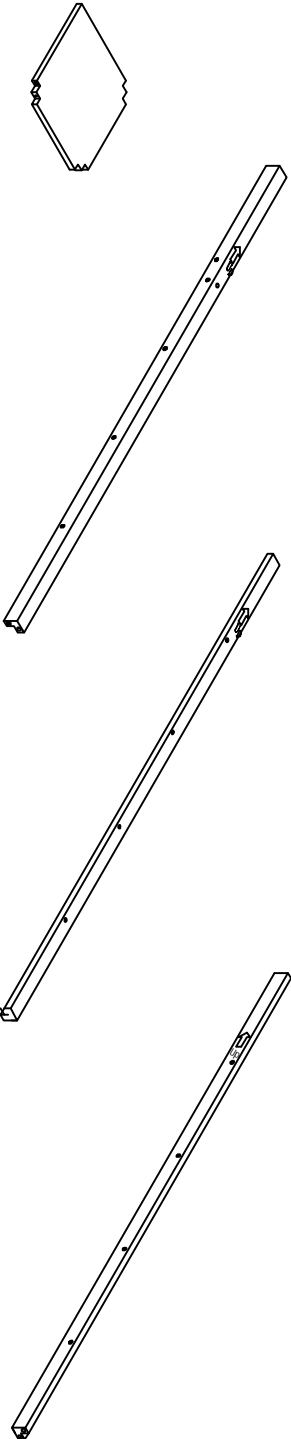
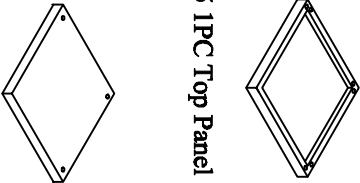
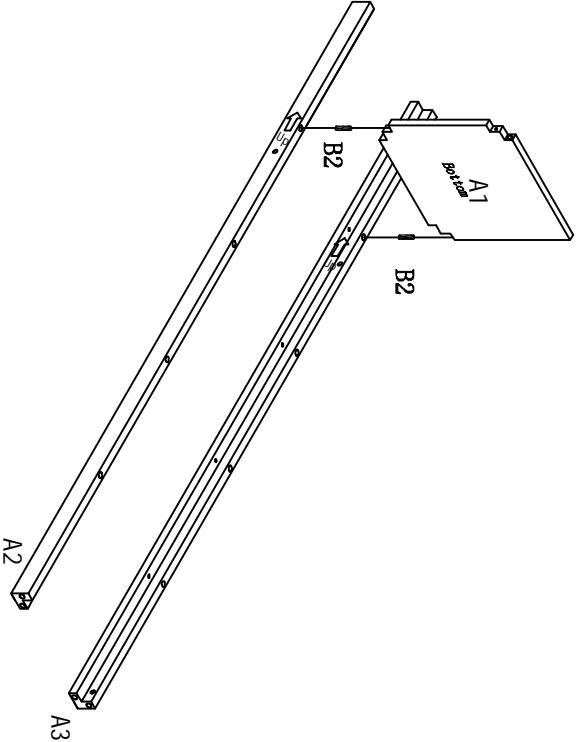
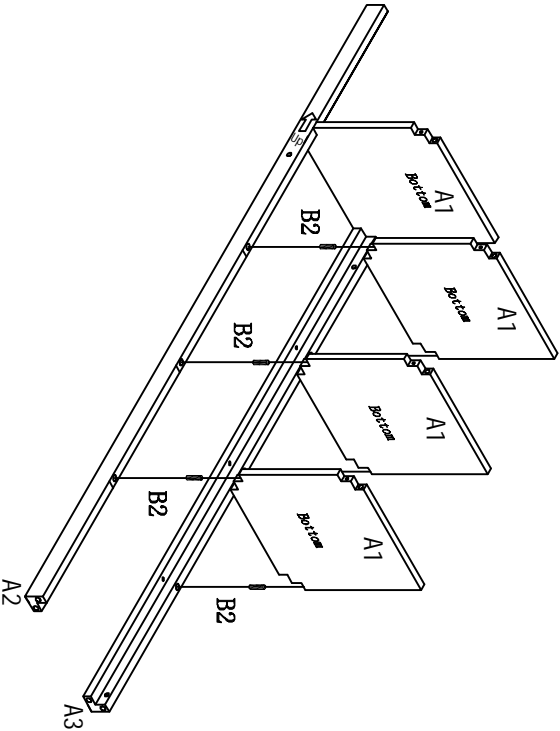
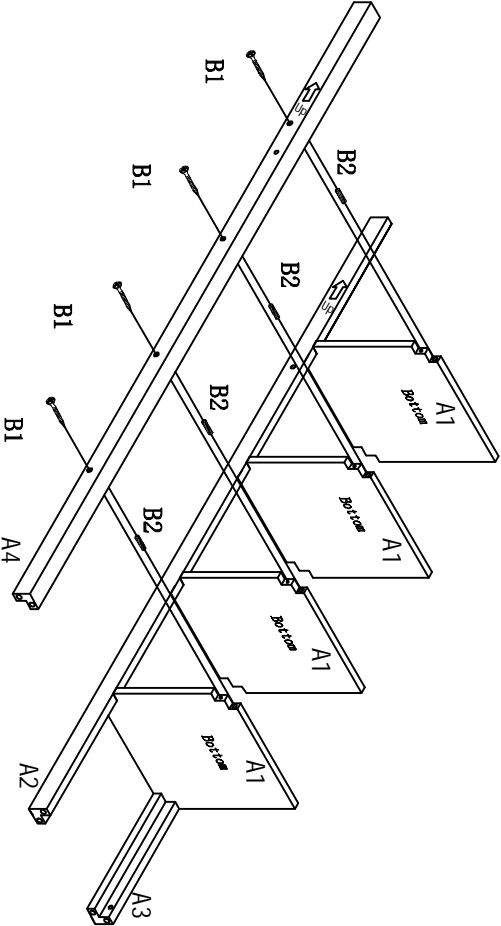
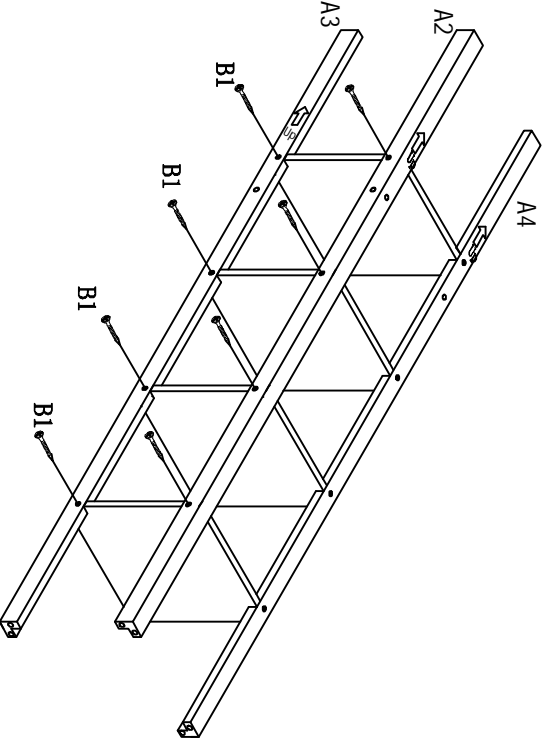


Assembly Instructions	Tools Required	Hardware Provided
<div data-bbox="802 394 1326 539">  </div> <div data-bbox="708 192 799 792"> <p>It is recommended that this item should be assembled by two adults.</p> </div>	<div data-bbox="1088 960 1129 1276">  </div> <div data-bbox="1034 969 1070 1379"> <p>Phillips screwdriver</p> </div>	<div data-bbox="1208 1503 1243 1962"> <div data-bbox="1208 1503 1243 1684">  </div> <div data-bbox="1219 1897 1243 1962"> <p>12PCS</p> </div> </div> <div data-bbox="1099 1503 1126 1962"> <div data-bbox="1099 1503 1126 1671">  </div> <div data-bbox="1099 1897 1126 1962"> <p>18PCS</p> </div> </div> <div data-bbox="946 1503 994 1962"> <div data-bbox="946 1503 994 1713">  </div> <div data-bbox="946 1751 994 1778">  </div> <div data-bbox="956 1897 979 1962"> <p>6SETS</p> </div> </div> <div data-bbox="813 1503 884 1962"> <div data-bbox="813 1503 868 1666">  </div> <div data-bbox="813 1688 884 1778">  </div> <div data-bbox="836 1897 860 1962"> <p>2SETS</p> </div> </div>
<div data-bbox="624 996 660 1303"> <p>Furniture Parts</p> </div> <div data-bbox="271 150 563 1585">  </div> <div data-bbox="148 183 201 358"> <p>A1 4PCS Shelf</p> </div> <div data-bbox="170 508 201 732"> <p>A2 1PC Corner Leg</p> </div> <div data-bbox="170 943 201 1151"> <p>A3 1PC Right Leg</p> </div> <div data-bbox="170 1332 201 1529"> <p>A4 1PC Left Leg</p> </div> <div data-bbox="389 1688 419 1897"> <p>A5 1PC Top Panel</p> </div> <div data-bbox="148 1688 178 1939"> <p>A6 1PC Bottom Panel</p> </div> 		

Step 1	Step 2
	
Step 3	Step 4
	

<div data-bbox="1449 568 1497 712" data-label="Section-Header"><h3>Step 5</h3></div> <div data-bbox="820 255 1385 1052" data-label="Image"></div>	<div data-bbox="1439 1547 1487 1691" data-label="Section-Header"><h3>Step 6</h3></div> <div data-bbox="809 1225 1394 2038" data-label="Image"></div>
<div data-bbox="721 568 769 712" data-label="Section-Header"><h3>Step 7</h3></div>	<div data-bbox="721 1585 769 1729" data-label="Section-Header"><h3>Step 8</h3></div>
<div data-bbox="279 152 391 604" data-label="Text"><p>For you safety, please fix the corner bookcase to the wall with anchors and screws.</p></div> <div data-bbox="84 620 700 1021" data-label="Image"></div>	<div data-bbox="226 1388 418 1832" data-label="Text"><p>Also you can fix the corner bookcase to the wall in another way, only fix left side or right side of bookcase to the wall with anchors and screws.</p></div> <div data-bbox="84 1113 700 2116" data-label="Image"></div>