



# Highline® Comfort Height®

## Class Five® Toilet

### K-3949-UR

#### Features

- Two-piece toilet.
- Elongated bowl offers added room and comfort.
- Comfort Height® feature offers chair-height seating that makes sitting down and standing up easier for most adults.
- 1.28 gallons per flush (gpf).
- Right-hand Polished Chrome trip lever included.
- Insuliner® tank liner minimizes condensation on the tank when exposed to high humidity.
- Combination consists of the K-4841-UR tank and the K-4199 bowl.

#### Technology

- Single-flush gravity uses the force of gravity and a precision-engineered tank, bowl, and trapway to create a strong siphon during flushing.
- Class Five® flushing technology offers virtually plug-free performance and rinsing power for a clean bowl.

#### Installation

- 14-inch rough-in.
- Three-bolt installation.
- Seat and supply line not included.

#### Water Conservation & Rebates

- WaterSense® toilets meet strict EPA flushing guidelines, including using at least 20 percent less water than 1.6-gallon toilets.
- Eligible for consumer rebates in some municipalities.

#### Recommended Products/Accessories

K-4636 Cachet® Quiet-Close™ Elongated Toilet Seat  
K-5588 Purefresh® Elongated Toilet Seat  
K-4108 C3®-230 Elongated Cleansing Toilet Seat  
K-5420 Low-Profile Bolt Caps  
K-9379 Trip Lever  
1023457 Wax Ring/Hardware Kit  
1265114 Connector Hose

#### Included Components

Product consists of:

K-4199 Comfort Height® Elongated Bowl  
K-4841-UR Toilet Tank

Additional Components:

Bolt cap accessory pack  
Tank accessory pack  
Tank cover  
Trip lever



ADA

CSA B651

OBC

#### Codes/Standards

ASME A112.19.2/CSA B45.1  
DOE - Energy Policy Act 1992  
EPA WaterSense®  
California Energy Commission (CEC)  
ADA  
ICC/ANSI A117.1  
CSA B651  
OBC




#### KOHLER® One-Year Limited Warranty

See website for detailed warranty information.

#### Available Colors/Finishes

*Color tiles intended for reference only.*

Color	Code	Description
-------	------	-------------

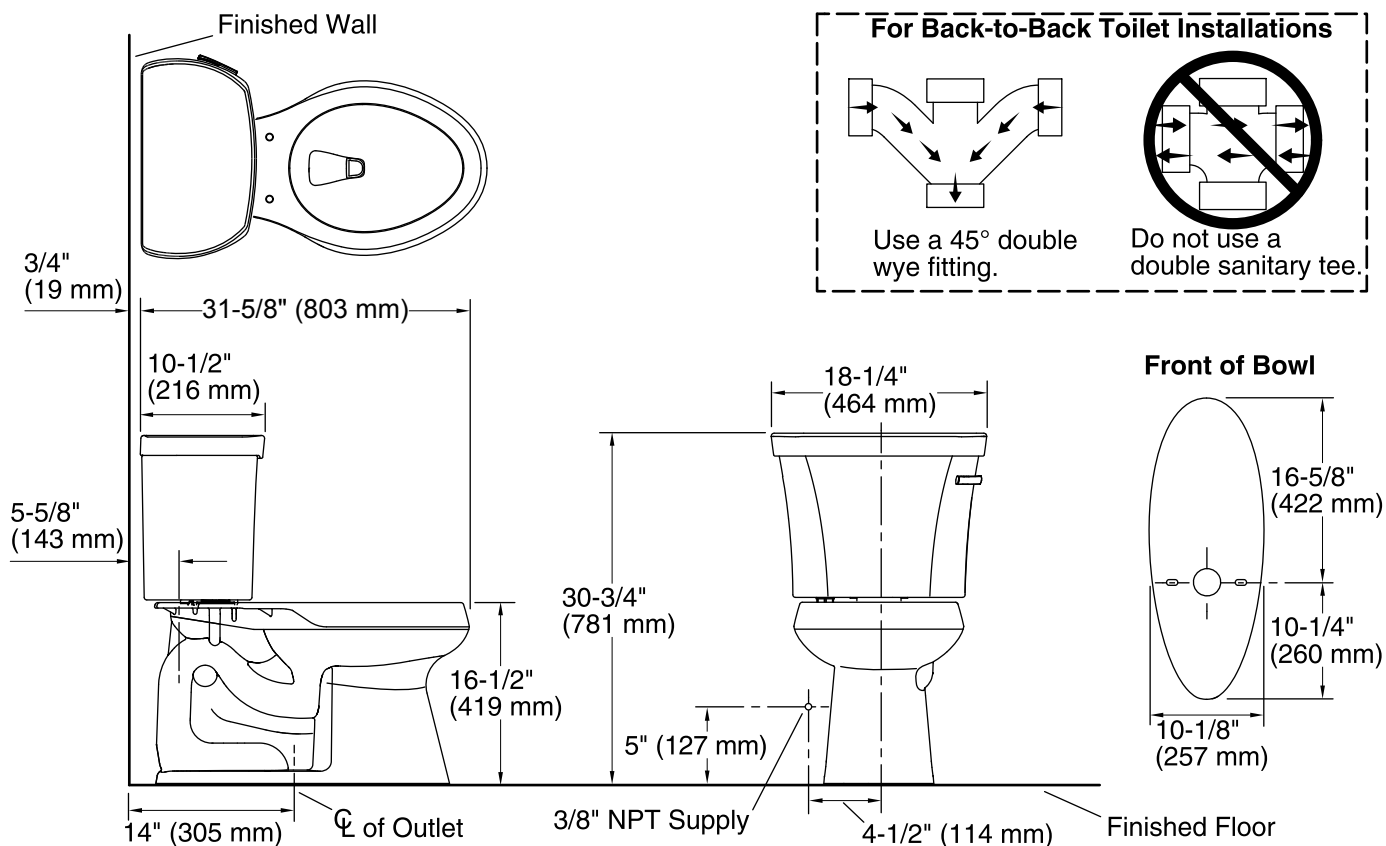
	0	White
	96	Biscuit
	47	Almond

# KOHLER®

## Highline® Comfort Height®

### Class Five® Toilet

### K-3949-UR



#### Technical Information

All product dimensions are nominal.

Toilet type:	Two-piece, Floor-mount
Waste Outlet:	Floor
Bowl shape:	Elongated
Flush type:	Class Five®
Trap passageway:	2-1/8" (54 mm)
Water Consumption	
Full:	1.28 gpf (4.8 lpf)
Water surface size:	11-3/8" x 8" (289 mm x 203 mm)
Rim to water surface:	5-3/8" (137 mm)
Rough-in:	14" (356 mm)
Seat-mounting holes:	5-1/2" (140 mm)

#### Notes

Install this product according to the installation instructions.

For back-to-back toilet installations: Use only a 45° double wye fitting.

ADA, OBC, CSA B651 compliant when installed to the specific requirements of these regulations.

Plumbing codes may require elongated toilets and elongated, open-front seats in public bathrooms.

Accessibility standards may require controls to be located on the open side of the toilet.