

Material

- Metal construction.
- Intended for console table and vessel installations.
- 1-1/4" diameter slip-fit inlet.
- Removable trap eye for easy cleaning.
- Contemporary design.
- Includes 12" (305 mm) extension tube.
- Contemporary design offers an attractive alternative to traditional P-trap fittings.
- Trap eye is removable for easy cleaning.
- Solid-brass construction for durability.
- KOHLER finishes resist corrosion and tarnishing.
- Includes 12-inch extension tube.
- For console table and above-counter installations.
- 1-1/4-inch diameter slip-fit inlet.



Codes/Standards













ASME A112.18.2/CSA B125.2

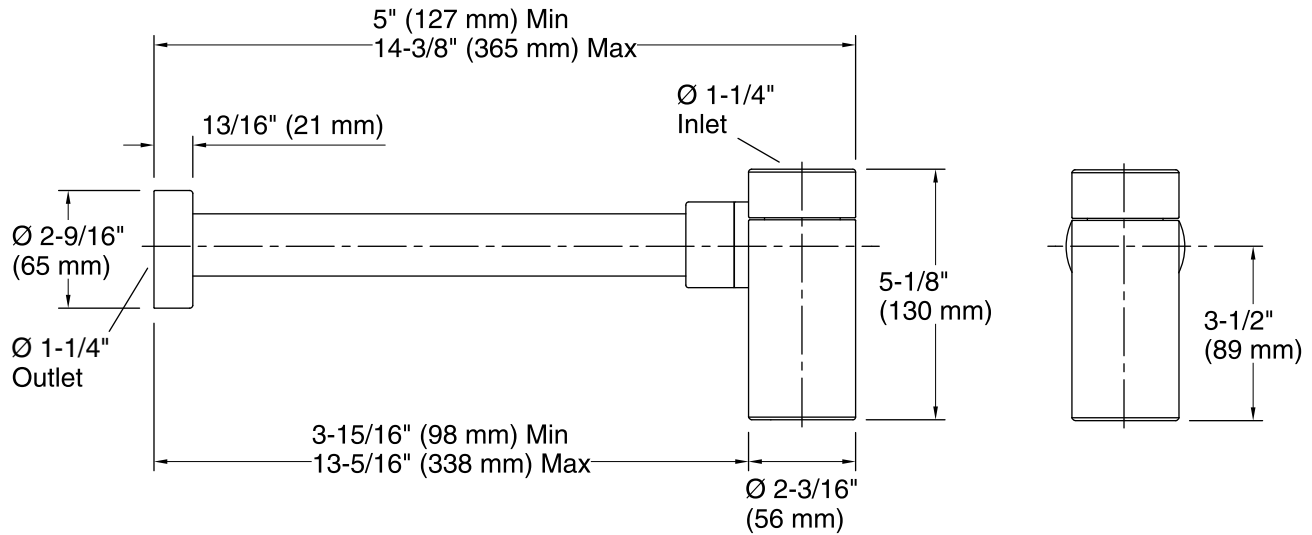
KOHLER® Faucet Lifetime Limited Warranty

See website for detailed warranty information.

Available Colors/Finishes

Color tiles intended for reference only.

Color	Code	Description
	CP	Polished Chrome
	SN	Vibrant® Polished Nickel
	AF	Vibrant® French Gold
	BGD	Vibrant® Moderne Brushed Gold
	G	Brushed Chrome
	BN	Vibrant® Brushed Nickel
	BV	Vibrant® Brushed Bronze
	BRZ	Oil-Rubbed Bronze
	2BZ	Oil-Rubbed Bronze
	BL	Matte Black
	2MB	Vibrant Brushed Moderne Brass
	TT	Titanium



Technical Information

All product dimensions are nominal.

Notes

Install this product according to the installation guide.