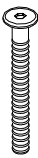








ITG 961DC

ASSEMBLY INSTRUCTION

Before you begin,
Please follow Assembly Instruction carefully,
Then follow them step by step.

HARDWARE LIST (2PCS / CTN)

A 	8 PCS	B 	8 PCS	C 	8 PCS
D 	14 PCS	E 	1 PC	F 	8 PCS
G 	12 PCS				

