

Speakman Echo ADA Grab Bar

FEATURES:

- SA-1409-24: 24" ADA Grab Bar
- SA-1409-36: 36" ADA Grab Bar
- SA-1409-48: 48" ADA Grab Bar

FEATURES:

- ADA Grab Bar measures 24", 36" or 48" in length
- Stainless steel construction
- Corrosion resistant finishes
- Mounting hardware is included

STOCK FINISHES:



PC

STANDARDS:

- ASME A112.18.1/CSA B125.1 certified

WARRANTY:

Visit www.speakman.com for full product warranty information

- 1 Year Limited Warranty (commercial)
- Limited Lifetime Warranty (residential)



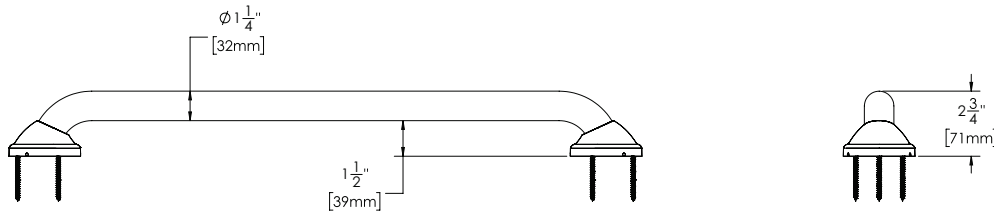
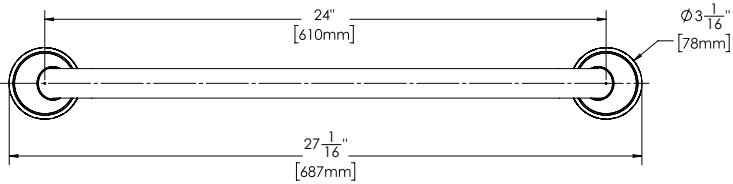
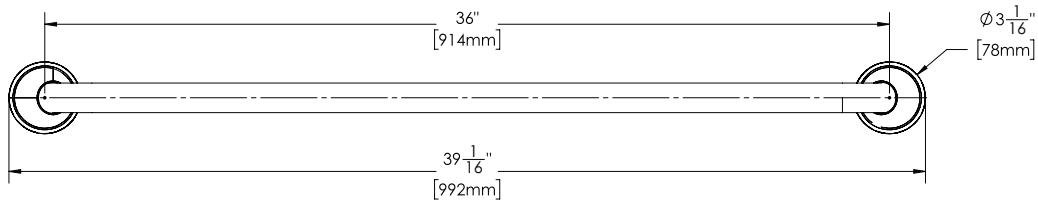
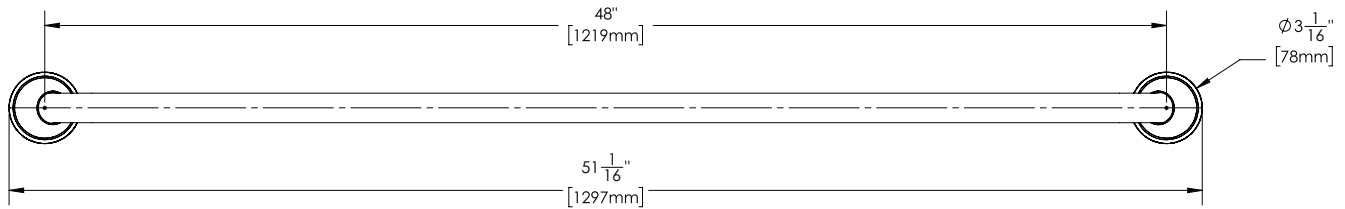
Information continues on next page

All dimensions are in inches (millimeters) unless otherwise specified and are subject to change without notice.

Architect/Engineer Approval Space:

P: 800-537-2107
F: 800-977-2747
W: WWW.SPEAKMAN.COM
R: 01-OCTOBER 2018

Speakman Echo ADA Grab Bar

**SA-1409-24****SA-1409-36****SA-1409-48**

All dimensions are in inches (millimeters) unless otherwise specified and are subject to change without notice.

Architect/Engineer Approval Space:

P: 800-537-2107
F: 800-977-2747
W: WWW.SPEAKMAN.COM
R: 01-OCTOBER 2018