





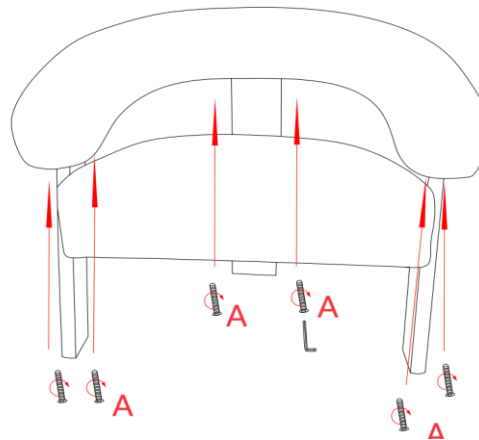
ASSEMBLE INSTRUCTION

Discription: Accent chair

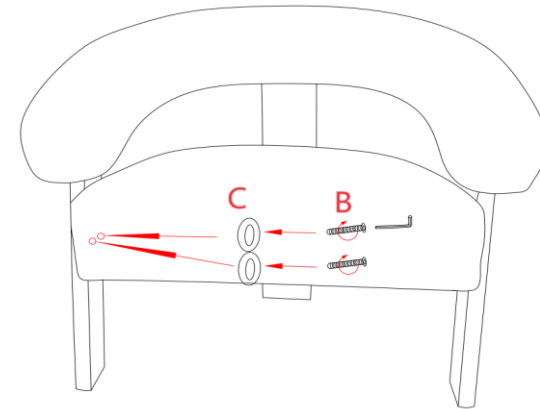
Model No: 81911

Please follow the Assemble Instruction carefully before your start,kindly follow the instruction step by step.

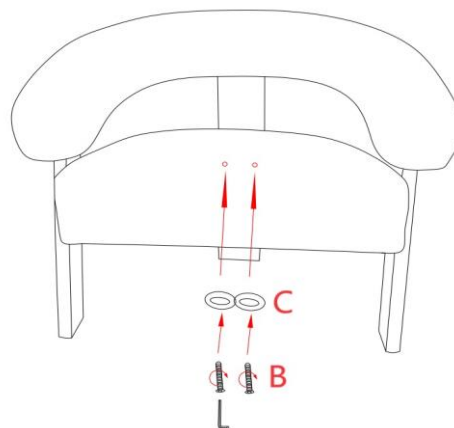
HARDWARE LIST		
NO.	DESCRIPTION	QTY
A	 20MM	6pcs
B	 40MM	6pcs
C		6pcs
D		1pcs



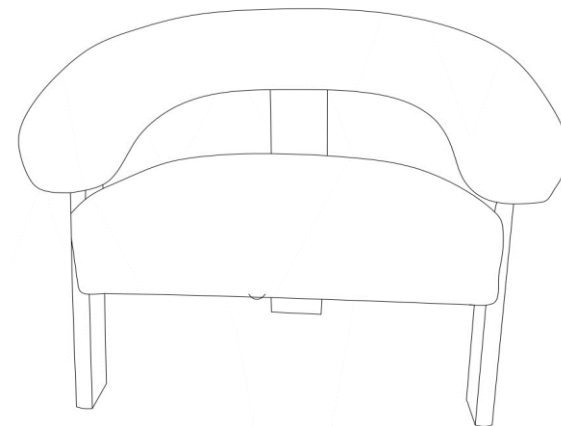
Step 1: Assemble the the wood leg into back cushions by Harward "A"



Step 2: Connect the the wood leg with seat cushions by Hardware "B" and "C "



Step 3: Connect the the wood leg with seat cushions by Hardware "B" and "C "



Finished images